

INTERNATIONAL JOURNAL OF RESEARCH IN COMMERCE & MANAGEMENT

I
J
R
C
M



A Monthly Double-Blind Peer Reviewed (Refereed/Juried) Open Access International e-Journal - Included in the International Serial Directories

Indexed & Listed at:

Ulrich's Periodicals Directory ©, ProQuest, U.S.A., EBSCO Publishing, U.S.A., Cabell's Directories of Publishing Opportunities, U.S.A.

Open J-Gate, India [link of the same is duly available at Inlibnet of University Grants Commission (U.G.C.)].

Index Copernicus Publishers Panel, Poland with IC Value of 5.09 & number of libraries all around the world.

Circulated all over the world & Google has verified that scholars of more than 2255 Cities in 155 countries/territories are visiting our journal on regular basis.

Ground Floor, Building No. 1041-C-1, Devi Bhawan Bazar, JAGADHRI – 135 003, Yamunanagar, Haryana, INDIA

<http://ijrcm.org.in/>

CONTENTS

Sr. No.	TITLE & NAME OF THE AUTHOR (S)	Page No.
1.	THE CONTRIBUTION OF FINANCIAL MANAGEMENT PRACTICES TO FINANCIAL CHALLENGES FACING LOCAL AUTHORITIES IN SERVICE DELIVERY IN KENYA <i>JOHN NTOITI, ROSELYN W. GAKURE, DR. ANTONY WAITITU & DR. MOUNI GEKARA</i>	1
2.	OUTBOUND INDIAN TOURIST'S PERCEPTION OF SINGAPORE TOURISM : A LESSON FOR INDIAN TOURISM <i>DR. RAVINDER VINAYEK & ARCHANA BHATIA</i>	14
3.	EVALUATION OF PRODUCTIVITY AND PROFITABILITY OF SELECT SCHEDULED COMMERCIAL BANKS IN INDIA <i>DR. U.JERINABI & LALITHA DEVI.T</i>	22
4.	CHARACTERISTICS OF LAISSEZ-FAIRE LEADERSHIP STYLE: A CASE STUDY <i>DR. L. JIBON KUMAR SHARMA & DR. S. KESHORJIT SINGH</i>	29
5.	TOTAL QUALITY MANAGEMENT AND CREATIVE THINKING IN THE HEALTH CARE INDUSTRY <i>DR. CHRIS EHIUBUCHE</i>	32
6.	IMPACT OF CSR INITIATIVES ON CONSUMER BEHAVIOR <i>PUSHKALA MURALIDHARAN, DR. C. MADHAVI & DR. SITALAKSHMI RAMANAN</i>	37
7.	CAPITAL STRUCTURE (DEBT-EQUITY) OF INDIAN REAL-ESTATE INDUSTRY (IREI): A STUDY <i>K KISHORE KUMAR REDDY & C. SIVARAMI REDDY</i>	42
8.	CONSUMER BEHAVIOR, ATTITUDE & COGNITIVE DISSONANCE TOWARDS MWO: AN EMPIRICAL STUDY WITH SPECIFIC RELEVANCE TO URBAN MIDDLE CLASS OF KOCHI <i>ANIL KUMAR.N & DR. JELSY JOSEPH</i>	47
9.	VENTURE CAPITAL INVESTMENTS IN INDIA <i>SRINIVAS K T</i>	57
10.	CHILDREN'S UNDERSTANDING OF TV ADVERTISING: A STUDY OF THE CHILDREN IN DELHI AND NCR <i>ZUHAIB MUSTAFA, DR. RESHMA NASREEN & DR. FAROOQ AHMAD SHAH</i>	61
11.	IMPACT OF CELEBRITIES ADVERTISEMENT TOWARDS COLLEGE STUDENTS <i>S.JEYARADHA & DR. K. KAMALAKANNAN</i>	66
12.	DETERMINANTS OF PROFITABILITY OF COMMERCIAL BANKS IN INDIA <i>DR. UPASNA JOSHI & NEETI KHULLAR</i>	71
13.	A STUDY ON ENVIRONMENT FRIENDLY MARKETING <i>AVINASH PAREEK & DR. SATYAM PINCHA</i>	77
14.	EMERGING TRENDS OF UNIVERSAL BANKING IN INDIA <i>RENU SINGLA & KALIKA JAIN</i>	81
15.	THE IMPACT OF THE PERCEIVED QUALITY, CUSTOMER SATISFACTION, BRAND TRUST AND CONTEXTUAL FACTORS ON BRAND LOYALTY <i>MUHAMMAD RIZWAN, ALI USMAN, TAJAMUL HUSSAIN, AKASHA SHAFIQ, SANA RAUF & QURAT UL AIAN AYAZ</i>	83
16.	HOW TO REMOVE THE UNCERTAINTY CONCERNING THE CONTINUITY OF ENTITY: THE STRONGEST EVIDENCE FROM THE VIEW POINT OF THE AUDITORS IN SAUDI ARABIA <i>DR. BADI SALEM ALRAWASHDEH</i>	90
17.	EMPIRICAL INVESTIGATION OF SERVICE QUALITY IN RETAIL BANKING: COMPARISON OF STATE BANK OF INDIA AND ICICI BANK, AHMADABAD <i>RASHI M. GOPLANI</i>	93
18.	CONSUMER LITERACY REGARDING CONSUMER PROTECTION ACT, 1986 <i>SUDESH KHARB</i>	97
19.	A STUDY ON ETHICAL ASPECTS OF ACCOUNTING PROFESSION- AN EXPLORATORY RESEARCH IN MSMEs <i>CHANDRA HARIHARAN IYER & DR. G.RAVINDRAN</i>	105
20.	THE ROLES AND CHALLENGES OF SHARE COMPANIES IN ETHIOPIA <i>NIGUS ABERA</i>	110
21.	CONSUMER MARKET PURCHASE DECISION: A STUDY ON DURABLE GOODS IN JAFFNA DISTRICT <i>SATHANA.VAIKUNTHAVASAN</i>	115
22.	RELATIONSHIP BETWEEN CAPITAL STRUCTURE AND FINANCIAL PERFORMANCE: EVIDENCE FROM INDIAN STOCK MARKET <i>POOJA V. MEHTA</i>	121
23.	AN EMPIRICAL STUDY ON FACTORS AFFECTING CONSUMER SATISFACTION <i>IRSHAD AHMAD BHAT, NAFEES AHMAD RATHER & FAROOQ AHMAD MIR</i>	125
24.	RISKS IN HOUSING FINANCE THE COMMERCIAL BANKS EXPOSED TO – AN OVERVIEW <i>RAJU D</i>	129
25.	THE CAPITAL STRUCTURE PUZZLE <i>SHIVI KHANNA</i>	134
26.	FOREIGN DIRECT INVESTMENT IN INDIA: A CRITICAL ANALYSIS <i>BHUSHAN AZAD</i>	137
27.	CONSTRAINTS IN FINANCING OF SMEs: A CONCEPTUAL PAPER IN THE PERSPECTIVE OF PAKISTAN <i>AAMIR AZEEM & ASMA RAFIQUE CHUGHTAI</i>	143
28.	A SIMPLE PRICING MODEL FOR CALL OPTIONS TRADED IN NSE NIFTY OPTION MARKET: THEORY, MODEL & EMPIRICAL TEST <i>JAYAPALAN.C</i>	147
29.	AFFECT OF SALES PROMOTIONAL TOOLS ON PURCHASE INTENTIONS OF CONSUMERS <i>MUHAMMAD RIZWAN, MUHAMMAD ATIF MAHAR, NOMAN SHOUKAT, RANA ZEESHAN JAVID, GULAN KHAN, MUHAMMAD DILSHAD BHATTI & MUSAB MAMOON KHICHI</i>	156
30.	SOCIAL MEDIA MARKETING: AN IMPORTANT PHASE IN MODERN BUSINESS MANAGEMENT <i>MAHESH L & DR. AMULYA.M</i>	162
	REQUEST FOR FEEDBACK	165

CHIEF PATRON

PROF. K. K. AGGARWAL

Chancellor, Lingaya's University, Delhi
Founder Vice-Chancellor, Guru Gobind Singh Indraprastha University, Delhi
Ex. Pro Vice-Chancellor, Guru Jambheshwar University, Hisar

FOUNDER PATRON

LATE SH. RAM BHAJAN AGGARWAL

Former State Minister for Home & Tourism, Government of Haryana
Former Vice-President, Dadri Education Society, Charkhi Dadri
Former President, Chinar Syntex Ltd. (Textile Mills), Bhiwani

CO-ORDINATOR

DR. SAMBHAV GARG

Faculty, Shree Ram Institute of Business & Management, Urjani

ADVISORS

DR. PRIYA RANJAN TRIVEDI

Chancellor, The Global Open University, Nagaland

PROF. M. S. SENAM RAJU

Director A. C. D., School of Management Studies, I.G.N.O.U., New Delhi

PROF. M. N. SHARMA

Chairman, M.B.A., Haryana College of Technology & Management, Kaithal

PROF. S. L. MAHANDRU

Principal (Retd.), Maharaja Agrasen College, Jagadhri

EDITOR

PROF. R. K. SHARMA

Professor, Bharti Vidyapeeth University Institute of Management & Research, New Delhi

CO-EDITOR

DR. BHAVET

Faculty, Shree Ram Institute of Business & Management, Urjani

EDITORIAL ADVISORY BOARD

DR. RAJESH MODI

Faculty, Yanbu Industrial College, Kingdom of Saudi Arabia

PROF. SANJIV MITTAL

University School of Management Studies, Guru Gobind Singh I. P. University, Delhi

PROF. ANIL K. SAINI

Chairperson (CRC), Guru Gobind Singh I. P. University, Delhi

DR. SAMBHAVNA

Faculty, I.I.T.M., Delhi

DR. MOHENDER KUMAR GUPTA

Associate Professor, P.J.L.N.Government College, Faridabad

DR. SHIVAKUMAR DEENE

Asst. Professor, Dept. of Commerce, School of Business Studies, Central University of Karnataka, Gulbarga

ASSOCIATE EDITORS

PROF. NAWAB ALI KHAN

Department of Commerce, Aligarh Muslim University, Aligarh, U.P.

PROF. ABHAY BANSAL

Head, Department of Information Technology, Amity School of Engineering & Technology, Amity University, Noida

PROF. V. SELVAM

SSL, VIT University, Vellore

PROF. N. SUNDARAM

VIT University, Vellore

DR. PARDEEP AHLAWAT

Associate Professor, Institute of Management Studies & Research, Maharshi Dayanand University, Rohtak

DR. S. TABASSUM SULTANA

Associate Professor, Department of Business Management, Matrusri Institute of P.G. Studies, Hyderabad

TECHNICAL ADVISOR

AMITA

Faculty, Government M. S., Mohali

FINANCIAL ADVISORS

DICKIN GOYAL

Advocate & Tax Adviser, Panchkula

NEENA

Investment Consultant, Chambaghat, Solan, Himachal Pradesh

LEGAL ADVISORS

JITENDER S. CHAHAL

Advocate, Punjab & Haryana High Court, Chandigarh U.T.

CHANDER BHUSHAN SHARMA

Advocate & Consultant, District Courts, Yamunanagar at Jagadhri

SUPERINTENDENT

SURENDER KUMAR POONIA

CALL FOR MANUSCRIPTS

We invite unpublished novel, original, empirical and high quality research work pertaining to recent developments & practices in the area of Computer, Business, Finance, Marketing, Human Resource Management, General Management, Banking, Insurance, Corporate Governance and emerging paradigms in allied subjects like Accounting Education; Accounting Information Systems; Accounting Theory & Practice; Auditing; Behavioral Accounting; Behavioral Economics; Corporate Finance; Cost Accounting; Econometrics; Economic Development; Economic History; Financial Institutions & Markets; Financial Services; Fiscal Policy; Government & Non Profit Accounting; Industrial Organization; International Economics & Trade; International Finance; Macro Economics; Micro Economics; Monetary Policy; Portfolio & Security Analysis; Public Policy Economics; Real Estate; Regional Economics; Tax Accounting; Advertising & Promotion Management; Business Education; Management Information Systems (MIS); Business Law, Public Responsibility & Ethics; Communication; Direct Marketing; E-Commerce; Global Business; Health Care Administration; Labor Relations & Human Resource Management; Marketing Research; Marketing Theory & Applications; Non-Profit Organizations; Office Administration/Management; Operations Research/Statistics; Organizational Behavior & Theory; Organizational Development; Production/Operations; Public Administration; Purchasing/Materials Management; Retailing; Sales/Selling; Services; Small Business Entrepreneurship; Strategic Management Policy; Technology/Innovation; Tourism, Hospitality & Leisure; Transportation/Physical Distribution; Algorithms; Artificial Intelligence; Compilers & Translation; Computer Aided Design (CAD); Computer Aided Manufacturing; Computer Graphics; Computer Organization & Architecture; Database Structures & Systems; Digital Logic; Discrete Structures; Internet; Management Information Systems; Modeling & Simulation; Multimedia; Neural Systems/Neural Networks; Numerical Analysis/Scientific Computing; Object Oriented Programming; Operating Systems; Programming Languages; Robotics; Symbolic & Formal Logic and Web Design. The above mentioned tracks are only indicative, and not exhaustive.

Anybody can submit the soft copy of his/her manuscript **anytime** in M.S. Word format after preparing the same as per our submission guidelines duly available on our website under the heading guidelines for submission, at the email address: infoijrcm@gmail.com.

GUIDELINES FOR SUBMISSION OF MANUSCRIPT

1. **COVERING LETTER FOR SUBMISSION:**

DATED: _____

THE EDITOR
IJRCM

Subject: SUBMISSION OF MANUSCRIPT IN THE AREA OF

(e.g. Finance/Marketing/HRM/General Management/Economics/Psychology/Law/Computer/IT/Engineering/Mathematics/other, please specify)

DEAR SIR/MADAM

Please find my submission of manuscript entitled ' _____ ' for possible publication in your journals.

I hereby affirm that the contents of this manuscript are original. Furthermore, it has neither been published elsewhere in any language fully or partly, nor is it under review for publication elsewhere.

I affirm that all the author (s) have seen and agreed to the submitted version of the manuscript and their inclusion of name (s) as co-author (s).

Also, if my/our manuscript is accepted, I/We agree to comply with the formalities as given on the website of the journal & you are free to publish our contribution in any of your journals.

NAME OF CORRESPONDING AUTHOR:

Designation:

Affiliation with full address, contact numbers & Pin Code:

Residential address with Pin Code:

Mobile Number (s):

Landline Number (s):

E-mail Address:

Alternate E-mail Address:

NOTES:

- a) The whole manuscript is required to be in **ONE MS WORD FILE** only (pdf. version is liable to be rejected without any consideration), which will start from the covering letter, inside the manuscript.
- b) The sender is required to mention the following in the **SUBJECT COLUMN** of the mail:
New Manuscript for Review in the area of (Finance/Marketing/HRM/General Management/Economics/Psychology/Law/Computer/IT/Engineering/Mathematics/other, please specify)
- c) There is no need to give any text in the body of mail, except the cases where the author wishes to give any specific message w.r.t. to the manuscript.
- d) The total size of the file containing the manuscript is required to be below **500 KB**.
- e) Abstract alone will not be considered for review, and the author is required to submit the complete manuscript in the first instance.
- f) The journal gives acknowledgement w.r.t. the receipt of every email and in case of non-receipt of acknowledgment from the journal, w.r.t. the submission of manuscript, within two days of submission, the corresponding author is required to demand for the same by sending separate mail to the journal.

2. **MANUSCRIPT TITLE:** The title of the paper should be in a 12 point Calibri Font. It should be bold typed, centered and fully capitalised.

3. **AUTHOR NAME (S) & AFFILIATIONS:** The author (s) **full name, designation, affiliation (s), address, mobile/landline numbers, and email/alternate email address** should be in italic & 11-point Calibri Font. It must be centered underneath the title.

4. **ABSTRACT:** Abstract should be in fully italicized text, not exceeding 250 words. The abstract must be informative and explain the background, aims, methods, results & conclusion in a single para. Abbreviations must be mentioned in full.

5. **KEYWORDS:** Abstract must be followed by a list of keywords, subject to the maximum of five. These should be arranged in alphabetic order separated by commas and full stops at the end.
6. **MANUSCRIPT:** Manuscript must be in **BRITISH ENGLISH** prepared on a standard A4 size **PORTRAIT SETTING PAPER**. It must be prepared on a single space and single column with 1" margin set for top, bottom, left and right. It should be typed in 8 point Calibri Font with page numbers at the bottom and centre of every page. It should be free from grammatical, spelling and punctuation errors and must be thoroughly edited.
7. **HEADINGS:** All the headings should be in a 10 point Calibri Font. These must be bold-faced, aligned left and fully capitalised. Leave a blank line before each heading.
8. **SUB-HEADINGS:** All the sub-headings should be in a 8 point Calibri Font. These must be bold-faced, aligned left and fully capitalised.
9. **MAIN TEXT:** The main text should follow the following sequence:

INTRODUCTION**REVIEW OF LITERATURE****NEED/IMPORTANCE OF THE STUDY****STATEMENT OF THE PROBLEM****OBJECTIVES****HYPOTHESES****RESEARCH METHODOLOGY****RESULTS & DISCUSSION****FINDINGS****RECOMMENDATIONS/SUGGESTIONS****CONCLUSIONS****SCOPE FOR FURTHER RESEARCH****ACKNOWLEDGMENTS****REFERENCES****APPENDIX/ANNEXURE**

It should be in a 8 point Calibri Font, single spaced and justified. The manuscript should preferably not exceed **5000 WORDS**.

10. **FIGURES & TABLES:** These should be simple, crystal clear, centered, separately numbered & self explained, and **titles must be above the table/figure. Sources of data should be mentioned below the table/figure.** It should be ensured that the tables/figures are referred to from the main text.
11. **EQUATIONS:** These should be consecutively numbered in parentheses, horizontally centered with equation number placed at the right.
12. **REFERENCES:** The list of all references should be alphabetically arranged. The author (s) should mention only the actually utilised references in the preparation of manuscript and they are supposed to follow **Harvard Style of Referencing**. The author (s) are supposed to follow the references as per the following:
 - All works cited in the text (including sources for tables and figures) should be listed alphabetically.
 - Use (ed.) for one editor, and (ed.s) for multiple editors.
 - When listing two or more works by one author, use --- (20xx), such as after Kohl (1997), use --- (2001), etc, in chronologically ascending order.
 - Indicate (opening and closing) page numbers for articles in journals and for chapters in books.
 - The title of books and journals should be in italics. Double quotation marks are used for titles of journal articles, book chapters, dissertations, reports, working papers, unpublished material, etc.
 - For titles in a language other than English, provide an English translation in parentheses.
 - The location of endnotes within the text should be indicated by superscript numbers.

PLEASE USE THE FOLLOWING FOR STYLE AND PUNCTUATION IN REFERENCES:**BOOKS**

- Bowersox, Donald J., Closs, David J., (1996), "Logistical Management." Tata McGraw, Hill, New Delhi.
- Hunker, H.L. and A.J. Wright (1963), "Factors of Industrial Location in Ohio" Ohio State University, Nigeria.

CONTRIBUTIONS TO BOOKS

- Sharma T., Kwatra, G. (2008) Effectiveness of Social Advertising: A Study of Selected Campaigns, Corporate Social Responsibility, Edited by David Crowther & Nicholas Capaldi, Ashgate Research Companion to Corporate Social Responsibility, Chapter 15, pp 287-303.

JOURNAL AND OTHER ARTICLES

- Schemenner, R.W., Huber, J.C. and Cook, R.L. (1987), "Geographic Differences and the Location of New Manufacturing Facilities," Journal of Urban Economics, Vol. 21, No. 1, pp. 83-104.

CONFERENCE PAPERS

- Garg, Sambhav (2011): "Business Ethics" Paper presented at the Annual International Conference for the All India Management Association, New Delhi, India, 19-22 June.

UNPUBLISHED DISSERTATIONS AND THESES

- Kumar S. (2011): "Customer Value: A Comparative Study of Rural and Urban Customers," Thesis, Kurukshetra University, Kurukshetra.

ONLINE RESOURCES

- Always indicate the date that the source was accessed, as online resources are frequently updated or removed.

WEBSITES

- Garg, Bhavet (2011): Towards a New Natural Gas Policy, Political Weekly, Viewed on January 01, 2012 <http://epw.in/user/viewabstract.jsp>

THE CONTRIBUTION OF FINANCIAL MANAGEMENT PRACTICES TO FINANCIAL CHALLENGES FACING LOCAL AUTHORITIES IN SERVICE DELIVERY IN KENYA

**JOHN NTOITI
STUDENT**

**JOMO KENYATTA UNIVERSITY OF AGRICULTURE AND TECHNOLOGY
NAIROBI**

**ROSELYN W. GAKURE
PRINCIPAL**

**JKUAT CBD CAMPUS
JOMO KENYATTA UNIVERSITY OF AGRICULTURE AND TECHNOLOGY
NAIROBI**

**DR. ANTONY WAITITU
SR. LECTURER
JKUAT
NAIROBI**

**DR. MOUNI GEKARA
DEAN (ASSOCIATE)
UNIVERSITY OF EASTERN AFRICA
NAIROBI**

ABSTRACT

The paper assesses the contribution of financial management practices to the financial distress faced by local authorities in Kenya. The presence of financial challenges in local authorities leads to poor service delivery and makes a local authority not to meet its mandate as stipulated in Cap 265 of our laws. Poor service delivery has its consequences which include a growing dissatisfaction of the community, suppliers, employees and all internal and external stakeholders. Financial challenges in local authorities exist in various forms. For instance local authorities are often unable to pay current liabilities such as salaries and short term obligation to creditors. In order to meet their short term financial obligations they are forced to operate on overdrafts with high interest rates hence compounding the problem. The study draws attention to financial management practices that may contribute to financial challenges in local authorities in Kenya. The population of the study comprises of 175 local authorities. A sample of 20 Local Authorities was selected using a stratified systematic sampling technique. A questionnaire was used to collect data from both the LAs officers and customers to these local authorities. The collected data was analyzed using descriptive statistics such as frequencies, mean, standard deviation. Ordinary Least Squares (OLS) was employed to study the causal relationships among all the variables in the model. In order to identify whether significant difference exist among the three categories of financially distressed local authorities, Analysis of Variance (ANOVA) was used. Qualitative responses were analyzed using content analysis. Results indicated that the local authorities were financially distressed. In addition, financial management practices of local authorities were found to be poor and this may have led to the state of financial distress. The study recommended that best practices in the area of financial management such as proper internal controls, institution and adherence to budgets, regular and accurate financial reporting are crucial in averting or reversing the trend of fiscal distress in local authorities.

KEYWORDS

Service delivery, financial management, financial challenges.

INTRODUCTION

1.1 BACKGROUND OF THE STUDY

The terms Local Governments and Local Authorities are used interchangeably in this thesis proposal so as to avoid being bogged down by terminological quagmires. By definition, local government means an intra-sovereign governmental unit within the sovereign state dealing mainly with local affairs, administered by local authorities and subordinate to the state government (Khan and Ara, 2006, Jahan, 1997).

The formation of local government may have been motivated by the need to reduce bureaucracy and the growth of institutional power to the detriment of the citizens. This is exemplified by the quote from a letter from Thomas Jefferson to J. Cabell, 1816.

"The way to have good and safe government is not to trust it all to one, but to divide it among the many, distributing to everyone exactly the function he is competent to. Let the National Government be entrusted with the defense of the nation and its foreign and federal relations; the State governments with the civil rights, laws, police, and administration of what concerns the State generally; the counties with the local concerns of the counties, and each ward direct the interests within itself." --Thomas Jefferson to J. Cabell, 1816, Writings 14:421--423

1.1.0 MANDATE OF LOCAL AUTHORITIES

The mandate of local authorities is to bring governance closer to the people as advocated by the decentralization theorem which states that each public service should be provided by the jurisdiction having control over the minimum geographic area that would internalize benefits and costs of such provision (Oates, 1972). They provide cultural; educational; management, research, commerce and political services. They also do offer employment, best health facilities and boost the country's economy (UN-HABITAT, 2004). For instance, the City Council of Nairobi, the largest Local Authority in Kenya, produces more than half of the country's Gross Domestic Product (IEA, 2009).

The Cities Alliance Report (Menkveld, and Cobbett, 2007) and Local Authority services (Cap 265, chapter 3 section 5), describes Local Government as providing platforms for productivity, entrepreneurship and economic modernization, poverty reduction and practicing good governance. Local authorities also are mandated to enable administrative convenience and expediency as advocated by Stigler's menu theorem. The presence of financial challenges in local authorities leads to poor service delivery and makes a local authority not to meet its mandate (Freire and Polese, 2003). Poor service delivery has its consequences which include a growing dissatisfaction of the community to the point that they form local associations to voice their concerns; a good example is

the Karengata Resident Association (Omamo, 1995). On the extreme side, residents may withhold the rates owed to the local authorities as a measure to enforce compliance with service delivery (IEA, 2009).

1.1.2 LOCAL AUTHORITIES IN DEVELOPING COUNTRIES

Schoeman (2011) investigated fiscal performance in terms of own-revenue collection and sustainability of local municipalities in South Africa. This study noted that a large number of municipalities do not comply with the requirement that a "reasonable" amount of current expenditures be financed by means of own resources. Furthermore, local governments finances are featured by substantial variance as far as collection of own income is concerned.

Fjelstad, Henjewe, Mwambe, Ngalewa, Nygaard (2004) attempted to analyze changes in Tanzanian local authorities' capacity for financial management and revenue enhancement, and changes relating to governance, including accountability and responsiveness of the local government. The study concluded that there is a causal relationship between financial management of local authorities and governance. Another study by Sennoga (2004) on relationship between local government revenues and expenditures in Uganda noted that increases in revenues lead to less than proportionate increases in local government expenditures which then lead to credence of the flypaper effect.

Jonga and Chirisa (2009) observed that it was lamentable that the messy reality of governance in Zimbabwe and the economic meltdown in the country has rendered most of the councils un-creditworthy to local and international banks, leaving the borrowing powers by urban councils in the hands of central government to the detriment of rapid decision-making let alone service delivery. The researcher further asserted that almost all towns and cities in Zimbabwe have been grappling with raising sufficient revenues for capital and recurrent expenditures.

De Visser, Steytler and Machingauta (2010) assert that given Zimbabwe's overall perilous financial state, local governments have not been spared. Furthermore, almost all local authorities have faced insurmountable challenges in raising enough funding to ensure effective service delivery ever since independence. He further shows that most of the challenges revolve around the failure to ensure effective financial management systems resulting in levying sub-economic tariffs, the failure to ensure cost recovery on essential services, the failure to recover debts in a hyper-inflation environment, and the lack of skilled staff.

However, Miring'uh and Mwakio (2006) assert that there is overwhelming evidence that recent reform measures, including RRI have failed to stop immense hemorrhage of revenue at the City Hall. A recent damning forensic report by the Kenya Anti-Corruption Commission, states that City Hall continues to lose a huge portion of parking fees, land rates or rent to corrupt officials exploiting weak financial management systems (KACC, 2007). According to KACC (2007) says perpetrators of the rip-off at the Council had devised a complex system to block evidence of unremitted money estimated to be worth millions of shillings. Key to the racket is concealment of the paper work involving such money, including bouncing cheques, tempering with the numbering of parking fees receipts and the filing of fraudulent expenditure claims at the council's cash office (Osiche (2007), (Adero, 2007), (KACC, 2007)

1.2 STATEMENT OF THE PROBLEM

Financial challenges in local authorities exist in various forms. For instance local authorities are often unable to pay current liabilities such as salaries and short term obligation to creditors (Omamo, 1995). In order to meet their short term financial obligations they are forced to operate on overdrafts with high interest rates. Local authorities are also unable to meet long term liabilities such as bank loans. An example of such financial challenges include those currently being experienced by Mombasa City council which is staggering under heavy borrowing as it owes the creditors a whopping Ksh 1.9 billion (Mombasa City Council Budget, 2011) while Nairobi City Council owes its creditors Kshs 5.3 billion (CCN Budget, 2011), just to mention but a few.

Furthermore financial challenges exist in the form of revenue deficits forcing the authorities to always rely on the central government for fiscal transfers such as Local Authority Transfer Fund- LATF (Omamo, 1995). Also Mcluskey and Fransen, (2005), Gachuru and Olima (1998) and (Muia, 2005) noted that the deficits in Local Authorities in Kenya were growing and that there was urgent need to arrest the situation.

Financial challenges in Kenyan local authorities have been a persistent phenomenon. For example, it was recorded in the Kenya Parliamentary sessions that local authorities were facing financial challenges due to a weak financial base (Hansard 2001). This led to the introduction of Local Authority Transfer Fund (LATF) as a move to strengthen the financial base. However, these policy instruments together with internal source of revenue have not mitigated the occurrence of financial challenges in local authorities. The persistence of this problem is exemplified in the quote from the Kenya Parliamentary session by Hansard (2000) which went on to record that;

"Mr. Speaker Sir, the Nairobi City Council is in a state of chronic financial distress. It has been spending beyond its means, and it has debt payments arrears that exceed its annual income, before even taking into account its large future debt repayment obligations". Kenya Parliamentary Hansard 15th June 2000, pg.1095.

The financial health of local authorities in local government is crucial in ensuring the sustainable delivery of services to the community (Capalbo et al, 2010). The Presence of financial challenges in LA's such as inability to pay salaries leads to staff demotivation (IEA, 2009); Muganda and Belle, 2009). This is manifested through shirking, laziness and corruption among the staff. This manifestation negatively affects the revenue collection which further compounds the problem of financial deficits (IEA, 2009).

However, studies on local authority financial challenges (for instance, IEA report (2009), Omamo (1995), Mcluskey and Fransen, (2005), Gachuru and Olima (1998) Ekwubi (2010)) in developing countries in general and Kenya in particular are inadequate because they do not exhaustively address the contribution of financial distress in local authorities. In addition, such studies are lacking in depth assessment and give generalized conclusions as far as a causal relationship between financial management practices and financial distress. In fact no adequate studies have been conducted specifically to establish the contribution of financial management practices to financial challenges facing local authorities in Kenya. This study therefore sought to bridge this evident research gap by investigating the contribution of financial challenges facing LA's in Kenya.

1.3 OBJECTIVES

1.3.1: GENERAL OBJECTIVE

This study seeks to establish the contribution of financial management practices to financial challenges facing local authorities in Kenya

1.3.2: SPECIFIC OBJECTIVES

To investigate whether financial management practices such as

- internal control processes
- financial governance
- financial reporting/ tracking
- control systems
- capital budgeting and the annual budgeting process ,leads to financial challenges facing local authorities in Kenya.

1.4 RESEARCH QUESTIONS

Do financial management practices contribute to financial challenges facing local authorities in Kenya?

2.1 THEORETICAL REVIEW

2.1.1 FINANCIAL DISTRESS THEORY

The term financial challenges and financial distress will be used interchangeably because they share the same connotation. According to Baldwin and Scott (1983, p. 505), "when a firm's business deteriorates to the point where it cannot meet its financial obligations, the firm is said to have entered the state of financial distress. The first signals of distress are usually violations of debt covenants coupled with the omission or reduction of dividends". Beaver (1966) defined financial distress as any of the following events: bankruptcy, bond default, bank account overdrawn, or nonpayment of a preferred stock dividend. On the other hand, Lau (1987) classified a firm into a five-state financial distress, that is, state 0: financial stability; state 1: omitting or reducing dividend payments

more than 40% below previous year; state 2: technical default and default on loan payments; state 3: protection under the Bankruptcy Act; and state 4: bankruptcy and insolvency.


Financial distress theory asserts that financial distress can be subdivided into four sub-intervals: deterioration of performance, failure, insolvency, and default. Whereas deterioration and failure affect the profitability of the company, insolvency and default are rooted in its liquidity. Theoretically, the outcome of each interval can be positive, implying that the company breaks the downward trend, or negative indicating the continuing deterioration of the firm value and a movement downwards from one sub-interval of the spiral to another. In many real cases, when entering financial distress, the company traverses all the stages of decline (Mueller, 1986). The theory of financial distress may be useful in explaining the causes of financial challenges facing local authorities. In addition, it may be used to give indicators of financial distress in local authorities and how the challenges can be resolved.

2.2: CONCEPTUAL FRAMEWORK

The current study considered several conceptual frameworks by other scholars on the causes of financial distress in local authorities. The reviewed conceptual frameworks were critiqued and various variables were incorporated in the conceptual framework of the current study while others were discarded. The first model was from Park (2004). According to Parker (2004) internal causes of municipal bankruptcy include; internal fiscal mismanagement, political mismanagement, internal lack of structural leadership and internal lack of culture of inefficiency. The external contributors of fiscal distress according to Parkers Model include; demographic changes, structural recessions, tax revolt, structural service demand, political pressure from creditors, interest group demand, judgment awards, and abrupt economic changes.

The second reviewed model that was from Capalbo et al (2010). Capalbo et al (2010) noted that the main causes of financial distress could be grouped in to two approaches, the social economic decline approach and the local management approach. The social economic decline approach assumes that causes of financial distress are external to local authorities and that they are beyond the control of local government officials. Such causes include: contraction of economic growth, movement of city dwellers to outskirts of the major cities, demographic changes such as increase in population, reduction in local business activity, unemployment and tax base erosion, bureaucracy and poor legislation. The local government approach assumes that incorrect managerial practices such as poor accounting and budgeting methods, incompetence and corruption among local officials, division of local governments in terms of political size and procedures and vulnerability of special interest groups. In conclusion, capalbo et al (2010) argues that financial distress does not arise because of one set of factors but arises due to a mix of both external and internal factors.

Carmeli (2011) shows that the sources of fiscal distress of local governments in Israel, may be classified into three major groups: structural or fixed (consists of local authorities' size, residents' socioeconomic status, and governmental resource allocation), organizational (consists of performance evaluation, transparency, and the role of the local government's management), and hybrid (consists of the relationship between the central and the local governments) factors. Incorporating the variables of Park (2004), Capalbo et al (2010) and Carmeli (2011), the current study came up with the below conceptual framework (figure 2.1).



2.2.1 INDICATORS OF FINANCIAL CHALLENGES (DISTRESS)

The FRSB (2005) advanced a quadrilateral set of key financial indicators 'for assessing a council's financial sustainability'. These indicators were: (a) net financial liabilities as the 'key indicator of the council's indebtedness to other sectors of the economy'; (b) operating surplus or deficit as the 'key indicator of the intergenerational equity of the funding of the council's operations'; (c) net outlays on the renewal or replacement of existing assets as the 'key indicator of the intergenerational equity of the funding of the council's infrastructure renewal or replacement activities'; and (d) net borrowing or lending as the 'key indicator of the impact of the council's annual transactions – both operating and capital – upon the council's indebtedness to other sectors of the economy'.

A study by Boex and Muga (2004) used the following measures of financial performance to indicate the level of financial health of Tanzania Local Authorities; a) expenditure overrun ratio (or budget performance ratio), b) The annual audit opinion that is issued by the National Audit Office for each local government, c) the percentage of expenditures questioned by the NAO during the audit process. This study concluded that one can hypothesize that local authorities' financial management performance in Tanzania is a positive function of local administrative and managerial practices. For the purpose of the current study, the Key Performance Indicators identified by Boex and Muga (2004) shall be used to measure financial challenges facing local authorities in Kenya.

Given a likert scale of 1 to 5, local authorities scoring a mean of 0 to 1.65 were rated as lowly distressed LAs, those scoring above 1.65 to 3.335 were termed as moderately distressed LAs while those LAs with a mean score of over 3.335 were described as highly distressed. However, the magnitude of the demarcation/classifications may change according to the weighting system.

2.2.2. FINANCIAL MANAGEMENT PRACTICES

Financial management is found in both private sector and public sector as it is an important activity in the management and sustainability of an institution. The definition of financial management depends on the type of institution and varies depending on whether it is a donor, the government or the private sector. However, the majority for the activities and the objectives of financial management appear to cut across all organizations. According to Lee, A.C., Lee, J.C. and Lee, C. (2009), there are two possible approaches in defining financial management, a descriptive one; and an analytical and operational one. From a descriptive standpoint, financial management is composed of three of the major policies of a firm: its investment, financing, and dividend policies. However, from an operational standpoint, financial management includes both short term financial management and long term financial management. Short term financial management includes the management of working capital items such as cash management, inventory management, accounts receivable management and the like (Lee et al , 2009). On the other hand, long term financial management is defined as financial management that encompasses essentially all decision making that has an impact over a period of one year or more(Lee et al, 2009).

Boex and Muga (2009) asserted that Local financial management practices are measured based on assessments of the local budgeting system, strategic planning system, fall-back system, accounting/reporting system, internal control system, and the local financial leadership system. The studies by Capalbo et al (2010), Carmeli (2008), Deal (2007), Frank and Dluhy (2003), Kloha, Weissert, and Kleine (2005) , Watson, Handley and Hassett (2005) confirmed that financial mismanagement contributes to financial distress in local authorities.

The current study attempted to adopt the following variables of financial management in local authorities that may lead to financial distress. These includes internal control processes, financial governance, financial reporting/ tracking and control systems, capital budgeting and the annual budgeting process.

3.0 RESEARCH METHODOLOGY

3.1. RESEARCH DESIGN

Research design refers to how data collection and analysis are structured in order to meet the research objectives through empirical evidence economically (Chandran, 2004; Cooper and Schindler,2007). Social science research approaches are classified as descriptive, exploratory or explanatory (Kothari, 2004). The

current study took a descriptive design, which required analysis of the financial management practices contributing to financial challenges facing local authorities in Kenya. Descriptive research, also known as statistical research, describes data and characteristics about a population of phenomenon being studied. It answers research questions who, what, where, when and how is the problem.

3.2 POPULATION

Population is a large collection of individuals or objects that is the main focus of a scientific query (Mugenda & Mugenda, 2003; Hyndman, 2008; Castillo, 2009). In this study there are two types of population. These are target population and accessible population. For the purpose of this study the target population comprised of all 175 local authorities in Kenya, which included 3 cities, 43 Municipal Councils, 67 County Councils, and 62 Town Councils. Due to considerations in time and money a representative sample was selected from which conclusions were drawn was known as the accessible population (Mugenda & Mugenda, 2003). The accessible population was determined by the sampling frame and discussion with the researcher’s supervisor.

3.3 SAMPLE AND SAMPLING TECHNIQUE

A sample is a subset of a population (Hyndman, 2008, Marczyk, DeMatteo, Festinger, 2005). The study selected a sample of 20 local authorities. For each selected LA, 10 questionnaires was distributed to the relevant departments such as Administration, Treasurer, Audit, Human Resource Management, Works, ICT, Accounts and Public Relations depending on the council’s establishment.

3.4 SAMPLING TECHNIQUE

This study used probabilistic sampling techniques, specifically both stratified random sampling and simple random sampling. The study used lottery method recommended by Kothari, (2004) to pick ten percent of Local Authorities in every category. Stratified random sampling was preferred because; the population to be sampled was divided into homogenous groups based on characteristics considered important to the indicators being measured. Since the number of local authorities are scattered all over the country, this presented the study with a logistical problem. The study therefore used a sample of 20 LAs selected as follows;

TABLE: 3. 1: POPULATION SAMPLE

tLocal Authority	Total Number	Sample	Sample Percentage
City Councils	3	3	100%
Municipal Councils	43	4	10%
County Councils	67	7	10%
Town Councils	62	6	10%
Grand Total	175	20	

To select the sample of 20 LAs, stratified systematic sampling was used to select the 10th LA in every Stratum. The study targeted the town clerk of each of the 20 Local Authorities. The study also incorporated the views of middle level management from five departments in each local authority namely; 1) Treasury 2) Social Services, housing and public health 3) works/engineering 4) Environment 5) Others. The choice of middle level management was to act as a control for the response of the town clerks and because of their perceived lack of bias, impartiality in answering the study questions. In addition, they were more preferred than junior officers, since junior officers are perceived to be unaware of the pertinent issues affecting the Local Authorities.

The local authority customers were also included in the study to give a customer oriented perspective of the financial challenges facing local authorities. Six of the largest customers were picked from the list of customers provided by every local authority. The criterion for selecting the six customers per local authority was on the basis of customers visiting the local authority on the day. Therefore, such an approach was to yield 120 customers drawn from the 20 local authorities.

TABLE: 3.2: POPULATION SAMPLING FRAME

tLocal Authority Department	Total Number
i. Town clerk	20
ii. Treasury (middle managers)	20
iii. Social Services, housing and public health(middle managers)	20
iv. Works/Engineering(middle managers)	20
v. Environment(middle managers)	20
vi. Others (middle managers)	100
vii. Customers	120
Grand Total	320

3.5 INSTRUMENTS

The instruments of data collection were through both open-ended and close-ended questionnaires.

3.6 PILOT TEST

To maximise reliability of the instrument used, the survey was constructed as follows: 1) a pilot survey was conducted to ensure the reliability of the questionnaire; 2) each question was framed succinctly to reduce ambiguity and minimize bias, thereby ensuring the high statistical value of the data; and, 3) each participant in the pilot survey was asked to state their job position to make sure participation was at senior-manager level. In short, the pilot test sought to demonstrate convergent and indiscriminate validity for all the constructs and reveal that all the scales meet or exceed the reliability thresholds for more established research (Castillo, 2009). 2 LA’s participated in the pilot study (Kiambu and Ruiru LAs).

The current study pilot tested the questionnaire on two local authorities namely Kiambu county council and Ruiru municipal council. A total of 21 questionnaires (11 from Kiambu county council and 10 from Ruiru municipal council) were obtained. Reliability results for the financial management practices constructs representing the independent and dependent variables attracted a cronbach alpha statistics of more than 0.7. A cronbach alpha of 0.7 indicated that the data collection instrument is reliable. The reliability statistics are presented in table 3.2.

TABLE 3.3:RELIABILITYSTATISTICS

Section	Numberofquestionnaires	Numberof items(questions)	Cronbach alpha	Comment
Financial management practices	21	10	0.834	Reliable

Descriptive statistics and Ordinary Least Squares (OLS) regression model prescribed by Faraway (2002), Cohen, West & Aiken, (2003) were used. OLS is useful in showing linear elasticity/sensitivity between independent and dependent variables (Cohen, West & Aiken, (2003). For instance, the current study would like to know the percentage by which responses on financial distress increases or decreases when responses on financial management practices change by 1 percent. Furthermore, OLS was useful in showing whether the identified linear relationship is significant or not.

$$Y = \alpha + \beta_1 X_1 + \epsilon$$

Where Y= Financial Distress

α = constant (intercept)

β = slope (gradient) showing rate dependent variable is changing for each unit change of the independent variable.

X₁= Financial Management practices

Creech (2011) asserts that one-factor ANOVA, also called one-way ANOVA is used when the study involves 3 or more levels of a single dependent variable. One factor Anova is preferred because the current study has three levels of financial distress (dependent variable) which requires an assessment of whether the means of the independent variables differ across the three levels of financial distress exhibited by local authorities. This made Anova gain superiority to Ordinary

Least Squares Regression because OLS does not compare means. In addition, Anova, unlike other parametric tests such as student's tests, is quite robust against some deviation from the assumptions in parametric analysis. Specifically, Anova is robust against the parametric assumption that 1) the residuals (deviations from group means) have a normal distribution, 2) the variation is the same in each group.

In the current study, financial distress was decomposed into three levels a) severely distressed LAs/low financial health b) moderately distressed /moderate health LAs c) weakly distressed/high financial health. Given a likert scale of 1 to 5, local authorities scoring a mean of 0 to 1.65 were rated as lowly distressed LAs, those scoring above 1.65 to 3.335 were termed as moderately distressed LA's while those LAs with a mean score of over 3.335 were described as highly distressed. However, the magnitude of the demarcation/classifications changed according to the weighting system.

The study expectations were that highly distressed/low financial health LAs may exhibit low scores of financial management practices. The expectations of the study are that lowly distressed/high financial health LAs may also exhibit high scores for financial management, practices. Therefore, to achieve the objective, the sign of the regression coefficient of financial management practices (X_1) was checked whether it is consistently negative as expected in the study. The significance of the coefficient was also verified by checking the calculated p value against the conventional p value of 0.05 (Castillo, 2009).

A p value of less than 0.05 indicated that the independent variables (financial management practices (X_1)) are significant determinants of financial challenges facing LAs. To support the finding, Analysis of Variance (ANOVA) was conducted to check whether the mean response for the independent variables significantly differed across the three categories of financially distressed Local Authorities. If they did, then the study checked whether the means are largest for lowly distressed Local Authorities and least for severely distressed Local Authorities. Content analysis was also used to address the qualitative information obtained from both officers and customers.

4.0 DATA ANALYSIS

The number of questionnaires that were administered was 320 in number. Out of these, 200 were administered to officers/employees and 120 were administered to customers. A total of 295 questionnaires were properly filled and returned, which included 188 questionnaires from the officers and 107 questionnaires from the customers. This represented an overall successful response rate of 92%.

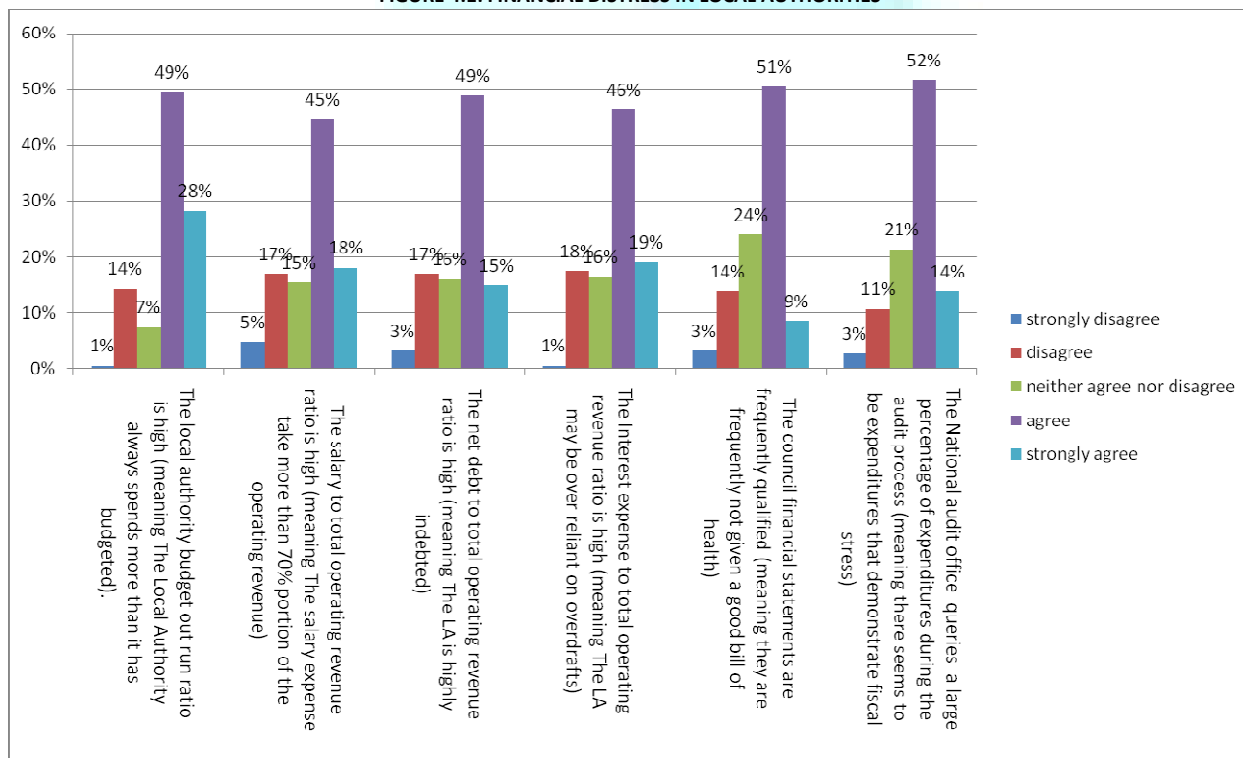
TABLE 4.1: RESPONSE RATE

	Successful	Unsuccessful	Total
Officers/Employees	188 (94%)	12(6%)	200
Customers	107 (89%)	13(11%)	120
Total	295 (92%)	25(8%)	320

4. 1: FINANCIAL DISTRESS IN LOCAL AUTHORITIES

The study attempted to confirm whether local authorities were under financial distress. Results in figure 4.1 reveal that the majority (49%)of respondents from the officers category agreed with the statement that the local authority budget out run ratio is high (meaning that the Local Authority always spends more than it has budgeted), the salary to total operating revenue ratio is high (meaning that the salary expense take more than 70% portion of the operating revenue)(45%), the net debt to total operating revenue ratio is high (meaning the Local Authority is highly indebted)(49%), the interest expense to total operating revenue ratio is high (meaning The LA may be over reliant on overdrafts)(45%), the council financial statements are frequently qualified (meaning they are frequently not given a good bill of health)(51%),The National Audit Office queries a large percentage of expenditures during the audit process (meaning that there seems to be expenditures that demonstrate fiscal stress)(52%). These findings imply that local authorities are in a state of financial distress since majority of the local authorities' scores highly on the measures of financial distress. Figure 4.5 presents the detailed findings.

FIGURE 4.1: FINANCIAL DISTRESS IN LOCAL AUTHORITIES



4. 2: FINANCIAL DISTRESS AND CATEGORY OF LOCAL AUTHORITY

Descriptive results in table 4.2 revealed that municipal councils have the highest level of distress (11.758) followed by city councils (11.578), county councils (10.896) and town councils (9.815). However, as indicated by table 4.3, there is no significant difference in levels of distress among the different types of councils (F=1.589, P value =0.194). The finding implies that financial distress is not a preserve of a specific category of local authority but crosscuts across all categories of local authorities. Table 4.4 which shows multiple comparison between categories indicated that municipal councils have a significantly higher level of distress compared to town councils (p value =0.04).

TABLE 4.2: DESCRIPTIVE STATISTICS FOR DISTRESS ACROSS LOCAL AUTHORITY CATEGORIES

	N	Mean	Std. Deviation	Std. Error	95% Confidence Interval for Mean		Minimum	Maximum
					Lower Bound	Upper Bound		
City Councils	22	11.5788	3.68200	.78500	9.9463	13.2113	3.35	16.68
Municipal Councils	91	11.7583	4.05012	.42457	10.9148	12.6018	1.59	21.32
County Councils	42	10.8960	4.60582	.71069	9.4608	12.3313	3.29	19.38
Town Councils	25	9.8151	4.17826	.83565	8.0904	11.5398	1.59	17.66
Total	180	11.2653	4.18320	.31180	10.6500	11.8805	1.59	21.32

TABLE 4.3: ANOVA FOR DISTRESS ACROSS CATEGORIES OF LOCAL AUTHORITIES

	Sum of Squares	df	Mean Square	F	Sig.
Between Groups	82.584	3	27.528	1.589	.194
Within Groups	3049.760	176	17.328		
Total	3132.344	179			

TABLE 4.4: MULTIPLE COMPARISONS OF DISTRESS

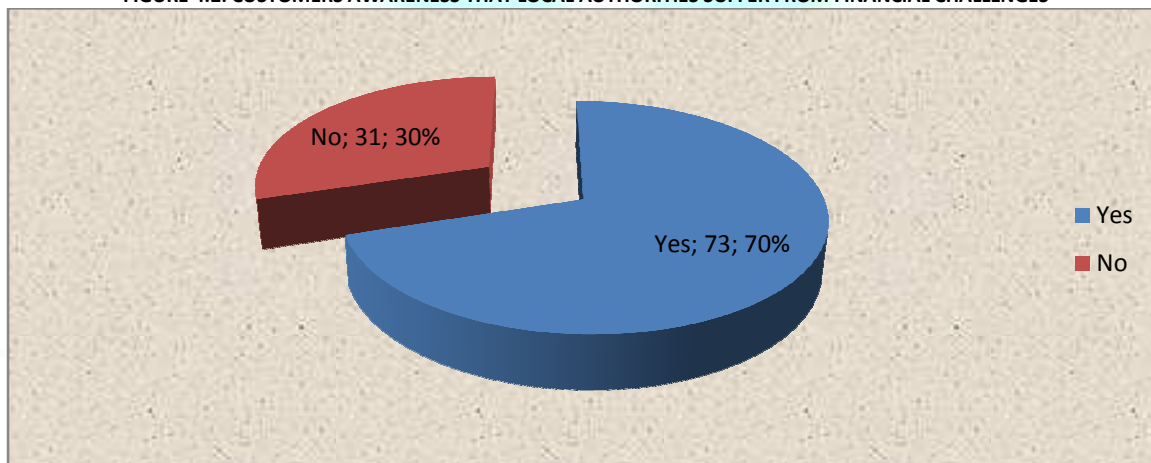
(I) Category type	(J) Category type	Mean Difference (I-J)	Std. Error	Sig.	95% Confidence Interval	
					Lower Bound	Upper Bound
City Councils	Municipal Councils	-.17952	.98897	.856	-2.1313	1.7723
	County Councils	.68272	1.09555	.534	-1.4794	2.8448
	Town Councils	1.76370	1.21687	.149	-.6378	4.1652
Municipal Councils	City Councils	.17952	.98897	.856	-1.7723	2.1313
	County Councils	.86224	.77653	.268	-.6703	2.3947
	Town Councils	1.94322*	.93997	.040	.0882	3.7983
County Councils	City Councils	-.68272	1.09555	.534	-2.8448	1.4794
	Municipal Councils	-.86224	.77653	.268	-2.3947	.6703
	Town Councils	1.08098	1.05152	.305	-.9942	3.1562
Town Councils	City Councils	-1.76370	1.21687	.149	-4.1652	.6378
	Municipal Councils	-1.94322*	.93997	.040	-3.7983	-.0882
	County Councils	-1.08098	1.05152	.305	-3.1562	.9942

*. The mean difference is significant at the 0.05 level.

4.3: CUSTOMERS AWARENESS THAT LOCAL AUTHORITIES SUFFER FROM FINANCIAL CHALLENGES

As illustrated in Figure 4.2, customers for local authorities were also asked to express their opinion on whether they were aware that local authorities were suffering from financial distress. A majority of customers (70%) indicated that they were aware that local authorities were facing financial challenges.

FIGURE 4.2: CUSTOMERS AWARENESS THAT LOCAL AUTHORITIES SUFFER FROM FINANCIAL CHALLENGES



The results from officers and customers of local authorities indicate that local authorities in Kenya suffer from financial distress. The findings are consistent with those in Dollery (2009), PriceWaterhouseCoopers Report (2006), Boex and Muga (2004), Capalbo, Grossi, Ianni, Sargiacomo (2010), Carmeli (2008), Deal (2007), Frank and Dluhy (2003), Kloha, Weissert, and Kleine (2005), Watson, Handley and Hassett (2005), Honadle (2006), Wunsch (2008), Institute of Economic Affairs (2009), Schoeman (2011), Jonga and Chirisa (2009) and Sennoga (2004). The above studies found that local authorities of the countries under study suffered from financial distress.

4.4. FINANCIAL MANAGEMENT PRACTICES AND FINANCIAL DISTRESS

One of the objectives of this study was to determine if financial management practices contributed to the financial distress of local authorities. In order to achieve this objective, descriptive statistics were carried out followed by a regression equation. Analysis of Variance (Anova) was also carried in order to support the study findings. Furthermore, the results of Local Authorities officials were contrasted and compared with those of customers in order to give a clear view of the relationship. Results in figure 4.3 indicated that a majority (39%) of officers agreed with the statement that local authorities suffer from ineffective systems for detecting fraud. Twenty three percent (23%) of respondents in the officer's category also strongly agreed to the statement that local authorities suffer from ineffective systems for detecting fraud. This brought to a total of 62% who agreed or strongly agreed with that statement.

Results in figure 4.3 further indicated that a majority (37%) of respondents in the officers category agreed with the statement that local authorities have insufficient and inappropriate internal controls in place. Seventeen percent (17%) of the respondents strongly agreed to the statement, bringing to a total of 54% of those officers who agreed or strongly agreed with the statement that authorities have insufficient and inappropriate internal controls in place.

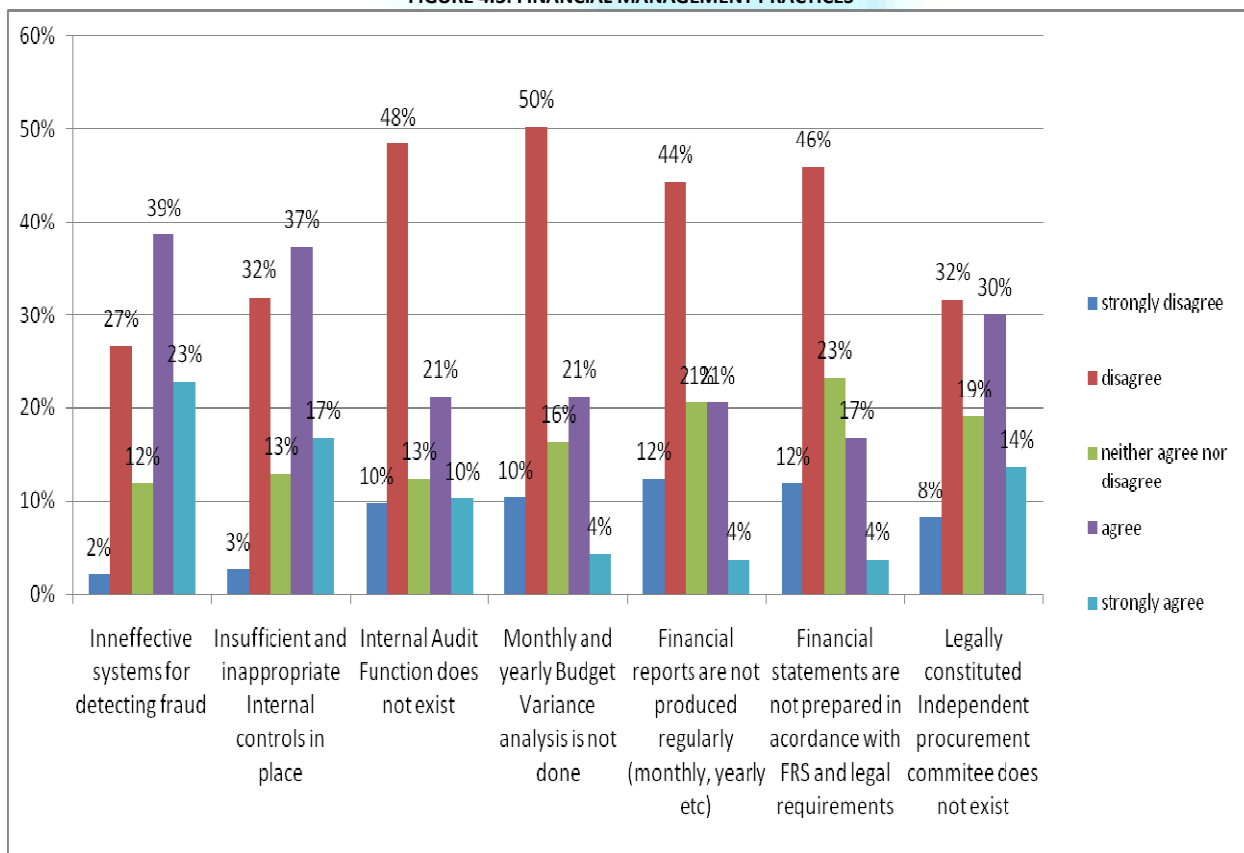
The finding implies that local authorities have not put in place effective systems and internal controls in place to detect and prevent fraud and this may have had led to the resultant financial distress being witnessed in many local authorities. The findings agree with those of Miring'uh and Mwakio (2006) who asserted that there is overwhelming evidence that recent reform measures, including Rapid Results Initiative have failed to stop immense hemorrhage of revenue at the City Hall. The study results also compare well with that of a recent damning forensic report by the Kenya Anti-Corruption Commission (KACC), which stated that City Hall continues to lose a huge portion of parking fees, land rates or rent to corrupt officials exploiting weak financial management systems. According to KACC (2007), perpetrators of the rip-off at the Council had devised a complex system to block evidence of unremitted money estimated to be worth millions of shillings. Furthermore, KACC (2007) asserted that key to the racket is concealment of the paper work involving such money, including bouncing cheques, tempering with the numbering of parking fees receipts and the filing of fraudulent expenditure claims at the council's cash office.

Results also indicated that while 30% of the officers agreed to the statement that legally constituted procurement committees do not exist, another 14% strongly agreed to the statement bringing to a total of 44% of those officers who agreed or strongly agreed that local authorities do not have legally constituted procurement committees. The finding implies that local authority's award tenders arbitrarily without adhering to the Public Procurement Act 2005. The Public Procurement Act 2005 part IV section 29 subsection 1 to 4 stipulates that for each procurement, the procuring entity shall use open tendering under Part V or an alternative procurement procedure under Part VI, subsection 2 states that a procuring entity may use an alternative procurement procedure only if that procedure is allowed under Part VI, subsection 3 states that a procuring entity may use restricted tendering or direct procurement as an alternative procurement procedure only if, before using that procedure, the procuring entity ; (a) obtains the written approval of its tender committee; and (b) records in writing the reasons for using the alternative procurement procedure. Subsection 4 states that a procuring entity shall use such standard tender documents as may be prescribed.

Part IV section 40 subsection 1 also stipulates that no person, agent or employee shall be involved in any corrupt practice in any procurement proceeding. Furthermore Part IV section 42 subsection 1 stipulates that no person shall collude or attempt to collude with any other person to make any proposed price higher than would otherwise have been the case; to have that other person refrain from submitting a tender, proposal or quotation or withdraw or change a tender, proposal or quotation; or, to submit a tender, proposal or quotation with a specified price or with any specified inclusions or exclusions. Failure to comply with Procurement Act may have resulted into inflation of tender prices, the rising cost of service delivery and corruption. The rising cost of service delivery may partly explain the financial distress in most local authorities.

Results in figure 4.3 indicate that a majority of respondents in the officers category disagreed with the statement that the internal audit function does not exist (48%), monthly and yearly budget analysis is not done (50%), financial reports are not produced regularly (44%) and financial statements are not prepared in accordance with IFRS and legal requirements (46%). However, the study also observed that a total of 31%, 26%, 26%, and 21% agreed to the statements which sends doubt as to the effectiveness of the financial management practices. For instance, the internal audit function may exist but that would not mean that it is effective in curbing financial malpractices such as frauds and irregular procurement. Monthly and yearly budget analysis may be done but a question of whether the variances are investigated and an action plan for remedying variances drafted arise. Financial reports may be produced regularly but the question of whether they are accurate and relevant abounds. Financial statement may be prepared in line with international financial reporting standards (IFRS) and legal requirements, but it remains to be seen whether the figures in the financial statements represent reality and the actual position of the local authority.

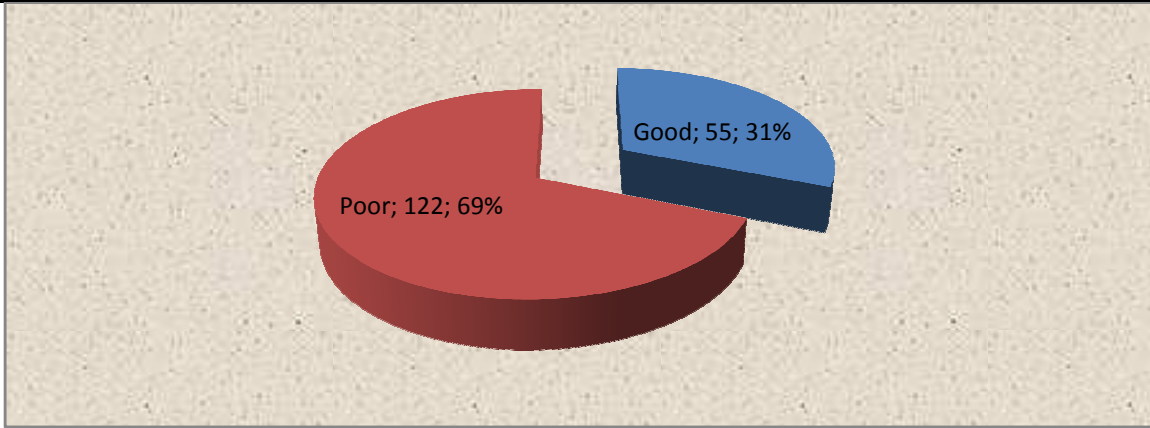
FIGURE 4.3: FINANCIAL MANAGEMENT PRACTICES



4.4.1: OFFICERS RATING THE FINANCIAL MANAGEMENT PRACTICES IN THE LOCAL AUTHORITY

Respondents from the officer's category were asked how they would rate the financial management practices in the local authority. Results in figure 4.4 indicated that a strong majority(69%) of respondents in the officers category rated the financial management practices as poor. This response supported other findings in this study that show that local authorities have poor financial management practices.

FIGURE 4.4: RATING THE FINANCIAL MANAGEMENT PRACTICES IN THE LOCAL AUTHORITY



Local authority officers were also asked to explain why they rated financial management practices poorly. Some of the responses include; "Funds are expended without adherence to the budget", "Some chief officers do not adhere to approved budget for the fly. "There is no proper management", "Because some of staffs dont have enough skills and experience", "Political interference, no independence", "Due to political interference", "Because they are not effective", "Because sometimes they dont give the financial in weekly or daily ", "Its poor because of there way of collecting the taxes", "No proper control and record keeping", "Audit Department is always Compromised", "Most of the funds Collected dont reach the office", "A lot of Audit Queries", "High Level of Corruption", "Corruption is high", "No Transparency", "No Capacities", "No Professionalism", "Delay in Salary payment and remunerations", "interference by political wing makes system fail", "some audit procedures are not followed", "the councilors should keep away from management" the practice in finance dept is very corrupt", "lack of proper budgeting and reporting", "the official work only under pressure" "the systems are down and cannot detect fraud", "disinterested chief officers and susceptibility to political whims", "financial books and records are not properly kept", "clerks have autonomous powers".

Content analysis indicate that most of the officers rated the financial management poorly because of lack of internal controls, the ineffectiveness and the lack of independence of the audit department, corruption, lack of independence and political interference from political wing, poor budgeting and lack of adherence to already set budgets, lack of capacity, skills and competence of finance officers, laxity in financial reporting among others.

The local authority officers were requested to suggest recommendations for improvement of local authorities' financial management practices. Some of the suggested recommendations included;

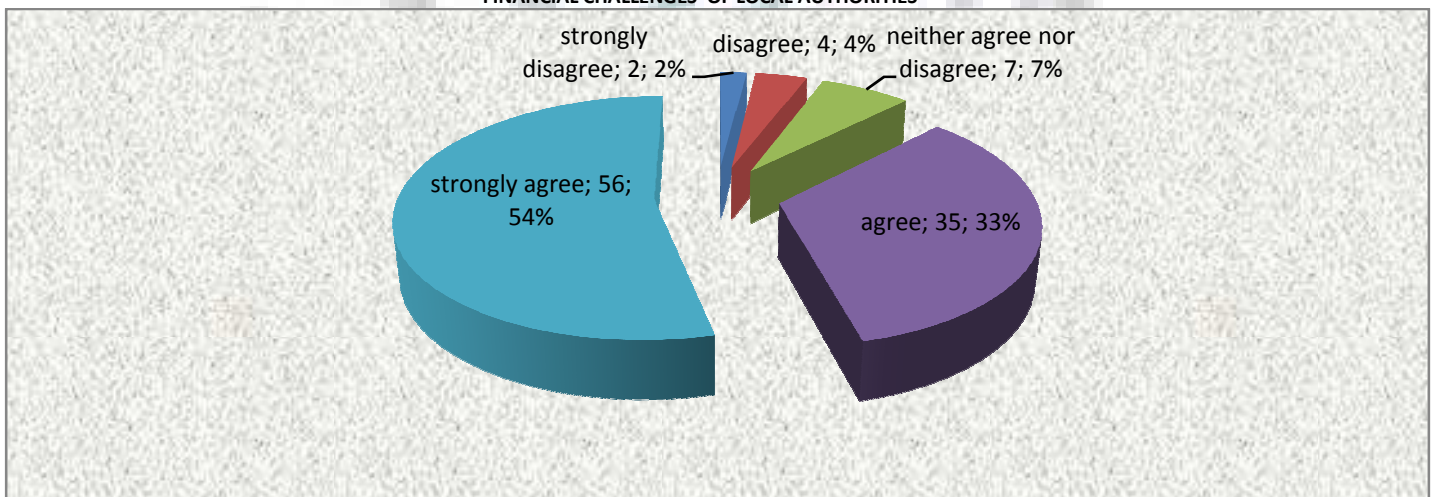
"I recommend that all local authorities to be absorbed by county government to come up with a very strong internal control system", "Decentralization.", "Institute a strong financial system for monitoring the funds i.e input & output of resources", "Having and implementing Sufficient Controls within each department in the local Authorities", "Adequate Measures Should be taken to help detect fraud.", "Funds collected by local authorities should be controlled by people who are not thirsty.", "To automate services through LAFOMS.", "All Local Authorities Computerise their systems and connect to the website for transparency", "Periodic Audits Spot Checks, quarterly Financial Reports, and use of LAIFOMS(Local Authority Intergrated Financial Management Systems)", "I would Recommend for Systems Financial Management for example LAIFOMS on a full blast.", "Ensure LAIFOMS are installed in all L.A." Deployment of more staff in internal audit and account department.", "Constituted Independent strong Audit Department.", "The people with financial management should have trained in the discipline, so as to have good financial management practice.", "To employ staffs who are qualified in financial management.", "People Collecting funds Should be taught Something about money" , "improve means of collecting revenues ", Councils to be free from civic wing", "Effective and disciplined principals.", "I will recommend that, they should check on qualifications", "They should invite Auditors from outside for proper checks and balances.", "To make and improve their budgets effectively in every Step they forecast each and every year".

Content analysis indicates that the most frequently suggested recommendations for improvements of financial management practices include decentralization and devolution, institution of strong internal controls, address capacity and independence of audit and financial department through training, qualifications based hiring and resistance to interference from councilors who are in political wings. Furthermore, the officers frequently suggested that automation of financial processes and the implementation of LAIFOMS would help to improve financial management practices. In addition, revenue collection methods should be improved and so should the budget practices.

4.4.2: CUSTOMER'S OPINION ON WHETHER FINANCIAL DISTRESS COULD BE ATTRIBUTED TO POOR FINANCIAL MANAGEMENT PRACTICES

Customers were also requested to give an opinion on whether poor financial management practices contributed to the financial distress of local authorities. Results in figure 4.5 indicated that a majority (54%) of customers strongly agreed with the statement that poor financial management practices such as lack of internal controls, budgeting and reporting contributed to the financial challenges local authorities. The results also indicated that 33% of customers agreed with the statement that poor financial management practices such as lack of internal controls, budgeting and reporting contributed to the financial challenges local authorities, bringing to a total of overwhelming majority 87% of the customers who agreed or strongly agreed with the statement.

FIGURE 4.5: POOR FINANCIAL MANAGEMENT PRACTICES SUCH AS LACK OF INTERNAL CONTROLS, BUDGETING AND REPORTING ARE TO BLAME FOR THE FINANCIAL CHALLENGES OF LOCAL AUTHORITIES



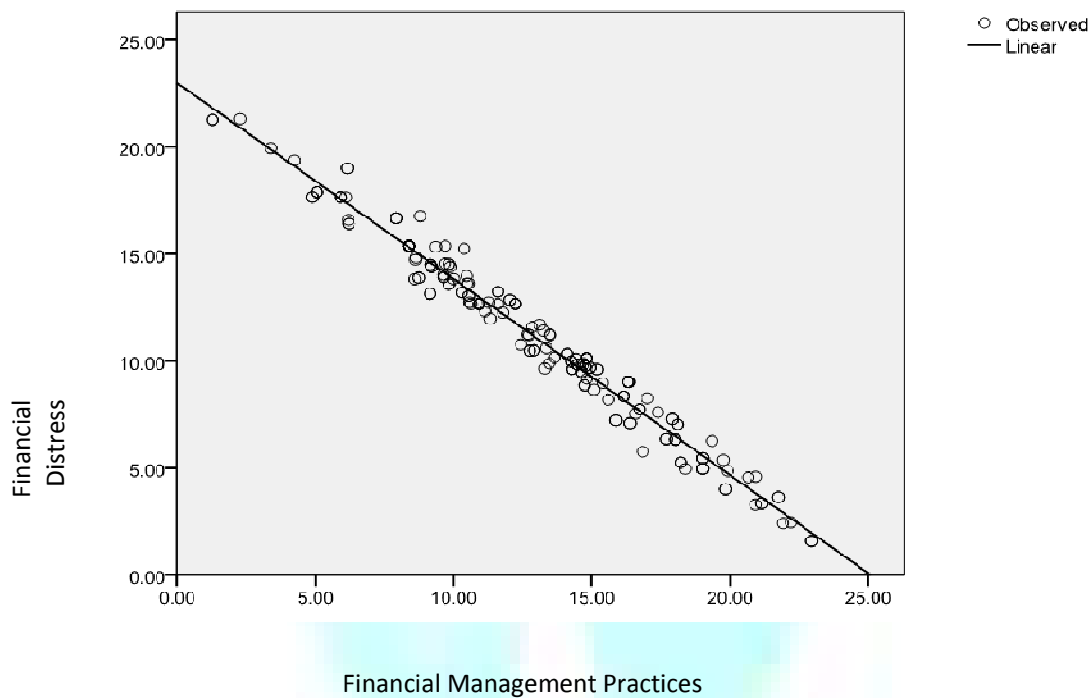
4.4.3: RELATIONSHIP BETWEEN FINANCIAL MANAGEMENT PRACTICE AND FINANCIAL DISTRESS

Regression analysis was conducted to empirically determine whether financial management practices were a significant determinant of financial distress in local authorities. Regression results in table 4.5 indicated the goodness of fit for the regression between financial management practices and financial distress is satisfactory. An R squared of 0.977 indicates that 97.7% of the variances in the financial distress are explained by the variances in the financial management practices. The relationship between financial management practices is negative and significant (b1=-0.916, p value, 0.000). This implies that an increase in the effectiveness of financial management practices by 1 unit leads to a decrease in financial distress by 0.916. The regression equation is as follows;
 Financial Distress = 22.995 - 0.916* Financial Management Practices

TABLE 4.5: MODEL SUMMARY AND PARAMETER ESTIMATES

Equation	Model Summary					Parameter Estimates	
	R Square	F	df1	df2	Sig.	Constant	b1
Linear	.977	7.994E3	1	186	.000	22.995	-.916

FIGURE 4.6: LINEAR RELATIONSHIP BETWEEN FINANCIAL DISTRESS AND FINANCIAL MANAGEMENT PRACTICES



Anova results in table 4.6 indicated that there exists a significant difference in financial management practices between the three categories of financially distressed local authorities (F=378.79, P value=0.000). Group statistics in table 4.7 indicated that highly distressed local authorities have a significantly lower mean score on financial management practices (7.74). Moderately distressed local authorities have a mean score of 12.68 for financial management practices while lowly distressed local authorities have the highest mean score for financial management practices (17.95). Table 4.8 indicated that financial management practices differed significantly across the three levels of distressed local authorities. The findings imply that financial management practices contribute to financial distress.

TABLE 4.6: DESCRIPTIVE FOR FINANCIAL MANAGEMENT PRACTICES

	N	Mean	Std. Deviation	Std. Error	95% Confidence Interval for Mean		Minimum	Maximum
					Lower Bound	Upper Bound		
Lowly Distressed	61	17.95	2.281	.292	17.36	18.53	15	23
Moderately Distressed	64	12.68	1.677	.210	12.26	13.10	9	15
Highly Distressed	63	7.74	2.198	.277	7.18	8.29	1	11
Total	188	12.73	4.637	.338	12.07	13.40	1	23

TABLE 4.7: ANOVA

	Sum of Squares	df	Mean Square	F	Sig.
Between Groups	3231.173	2	1615.586	378.790	.000
Within Groups	789.048	185	4.265		
Total	4020.221	187			

TABLE 4.8: MULTIPLE COMPARISONS

(I) Distress_Category	(J) Distress_Category	Mean Difference (I-J)	Std. Error	Sig.	95% Confidence Interval	
					Lower Bound	Upper Bound
Lowly Distressed	Moderately Distressed	5.266*	.370	.000	4.54	5.99
	Highly Distressed	10.210*	.371	.000	9.48	10.94
Moderately Distressed	Lowly Distressed	-5.266*	.370	.000	-5.99	-4.54
	Highly Distressed	4.944*	.367	.000	4.22	5.67
Highly Distressed	Lowly Distressed	-10.210*	.371	.000	-10.94	-9.48
	Moderately Distressed	-4.944*	.367	.000	-5.67	-4.22

*. The mean difference is significant at the 0.05 level.

The results from the descriptive statistics, regression analysis and Anova indicate that financial management is a significant determinant of financial distress in local authorities. The findings are consistent with those of Boex and Muga (2009) Capalbo et al (2010), Carmeli (2008), Deal (2007), Frank and Dluhy (2003), Kloha, Weissert, and Kleine (2005), Watson, Handley and Hassett (2005) who confirmed that financial mismanagement contributes to financial distress in local authorities.

5.0 SUMMARY, CONCLUSIONS AND RECOMMENDATIONS

5.1: SUMMARY OF THE FINDINGS

The study investigated the state of financial distress in local authorities and concluded that local authorities were highly distressed since majority of the local authorities' scores highly on the indicators of financial distress. Specifically, the study found out that the local authorities always spend more than budgeted and salaries took more than 70% of the operating revenue. Furthermore, the local authorities were highly indebted and relied heavily on over drafts. It was also observed that the financial statements of local authorities are rarely given a good bill of health by auditors. Auditors also questioned a large percentage of the expenditures, an indication that the local authorities were under fiscal stress.

The finding indicated that local authorities had ineffective financial management practices. This observation was arrived at since the local authorities did not have effective systems to detect and prevent fraud. In addition, local authorities had poor internal controls, poor budgeting practices, poor procurement practices and poor financial reporting practices. Results further indicated that ineffective financial management practices had contributed to the financial distress of local authorities.

5.2: CONCLUSIONS OF THE STUDY

5.2.1: FINANCIAL DISTRESS IN LOCAL AUTHORITIES

It was possible to conclude from the study findings that local authorities in Kenya face financial distress. The conclusion was arrived at since majority of the local authorities scored highly on the six measures of financial distress. The study also concludes that financial distress crosscuts across the four categories of local authorities. It can be inferred from the study findings that the local authorities in Kenya suffer from a high budget out run ratio. Hence, Local Authorities in Kenya spend more than what is stipulated in the budget. It is also not uncommon to see cases of local authorities whose salary to total operating revenue ratio is high. Such Local authorities have a salary expense that takes more than 70% portion of the operating revenue.

The net debt to total operating revenue ratio for majority of the local Authorities in Kenya is high which is a sign of local authority high indebtedness. The Interest expense to total operating revenue ratio for majority of local authorities is high which signifies that local authorities may be over reliant on overdrafts. It is possible to conclude that the local authority financial statements are frequently qualified since they are not frequently given a good bill of health. It is possible to infer from this study that the National audit office queries a large percentage of expenditures during the audit process since the expenditures demonstrate fiscal stress.

5.2.2: CONTRIBUTION OF FINANCIAL MANAGEMENT PRACTICES TO FINANCIAL DISTRESS

The study concludes that the financial management practices of local authorities are poor and ineffective. This is because local authorities have not put in place effective systems and internal controls in place to detect and prevent fraud and this had led to the resultant financial distress being witnessed in many local authorities. It was also possible to conclude that local authority's award tenders arbitrarily since legally constituted procurement committees do not exist.

The study concludes that there exists a significant difference in financial management practices between the three categories of financially distressed local authorities with highly distressed local authorities having a significantly lower mean score on financial management practices compared to moderately distressed local authorities. Lowly distressed local authorities have the highest mean score for financial management practices and this findings imply that financial management practices contribute to financial distress. There exists a negative significant relationship between financial management practices and the financial distress of local authorities. Given the regression and anova results, the study concludes that poor financial management practices may have been responsible for the financial distress of local authorities.

5.3: RECOMMENDATIONS OF THE STUDY

The study recommendations are in line with the objectives, findings and conclusions of the study. Both the recommendations from the officers and from the customers were taken into account in formulation of the specific recommendations that would inform decision making.

5.3.1: RECOMMENDATIONS FOR IMPROVEMENT OF FINANCIAL MANAGEMENT PRACTICES

Local authority officers recommended that various measures need to be put in place in order to improve financial management practices. Some of the recommendations included;

- i) Decentralization and devolution of financial and operational services.
- ii) Institution of strong internal controls,
- iii) Address capacity and independence of audit and financial department through training,
- iv) Qualifications based hiring and resistance to interference from councilors who are in political wings.
- v) Automation of financial processes and the implementation of LAIFOMS would help to improve financial management practices.
- vi) In addition, revenue collection methods should be improved.

6.0 REFERENCES

1. Baldwin, C. and Scott, M. (1983), "The resolution of claims in financial distress: the case of Massey Ferguson", *Journal of Finance*, Vol. 38, pp. 505-16.
2. Beaver, W. H. (1966). Financial ratios as predictors of failure. *Journal of Accounting Research*, 4, 71-111.
3. Capalbo, E., Grossi, G., Ianni, L., Sargiacomo, M., (2010). Financial Distress and Italian Local Governments. Debating the national special legislation on «deficitarietà strutturale» and «dissesto finanziario».
4. Carmeli, A. (2008). The Fiscal Distress of Local Governments in Israel : Sources and Coping Strategies. *Administration & Society* 2008 39: 984. <http://aas.sagepub.com/content/39/8/984>
5. Castillo, E. (2009), *Process Optimization: A Statistical Approach*, NY: Springer (International Series in Operations Research and Management Science), July 2007. (Reviewed in: *Journal of Quality Technology*, 40, 2, 2009)
6. Chandran, E. (2004). *Research Methods: A Quantitative Approach with Illustrations from Christian Ministries*. Nairobi: Daystar University.
7. Cohen, J., Cohen P., West, S.G., & Aiken, L.S. (2003). *Applied multiple regression/correlation analysis for the behavioral sciences*. (2nd ed.) Hillsdale, NJ: Lawrence Erlbaum Associates

8. Cooper, D.R and Schindler, P.S (2007). "Business Research Methods", 9th, edition. McGraw-Hill Publishing, Co. Ltd. New Delhi-India
9. Deal.K.H.,(2007) An Examination of Municipal Finance Reform Regarding Municipal Bankruptcies in the United States. Published PHD thesis, Auburn University. Auburn, Alabama
10. Dollery, B.,(2009). Financial Sustainability in Australian Local Government: Problems and Solutions. *School of Business, Economics and Public Policy & Centre for Local Government, UNE*
11. Ekwubi .C.C.,(2010) The Problems Of Effective Utilization Of Revenue Available To Local Governments In Nigeria .A Case Study Of Aninri Local Government Area Of Enugu State.Unpublished B.sc Project. Caritas – University
12. Faraway J.J (2002). Practical Regression and Anova using R
13. Financial Sustainability Review Board (FSRB) (2005b) *Rising to the Challenge*. South Australian Local Government Association: Adelaide.
14. Fjelstad.O.H.,Henjewe.F.,Mwambe.G.,Ngalewa.E., Nygaard.K.,(2004).Local Government Finances and Financial Management in Tanzania.
15. Gachuru, M. and Olima, W.H.A.1998: "Real Property Taxation: A Dwindling Revenue Source for Local Authorities in Kenya", *Journal of Property Tax Assessment and Administration: An International Journal for Research in Property Tax* Vol. 3 No. 2, University of Ulster
16. Handley, D.M., and Hassett, W.L. (2005). Financial distress and municipal bankruptcy: The case of Prichard, Alabama. *Journal of Public Budgeting, Accounting and Financial Management*, 17(2), 129-150.
17. Jahan, Momtaz (1997). "The Changing Structure of Local Government in Bangladesh: An Overview" in *Administration, Communication and Society*, Vol. 1, No. 1, January- June, Dhaka: Shiksha O ShanskritiCharcha Kendra.pp.91-105.
18. KACC (2007), Examination Report on the Systems, Polices, Procedures and Practices of the City Council of Nairobi, Directorate of Preventive Services, March, 2007.
19. Khan, R. M., Ara F., (2006). Women, Participation And Empowerment In Local Government: Bangladesh Union ParishadPerspective .*Asian Affairs*, Vol. 29, No. 1 :73-00, January-March, 2006. CDRB, ISSN 0254-4199
20. Kloha.P.,Weissert.C.S.,Kleine.R., Someone to Watch Over me : State Monitoring of Local Fiscal Conditions *The American Review of Public Administration* 2005 35: 236
21. Kothari C. (2004). *Research Methodology: Methods & Techniques*, 2nd edition. New age International Publishers, New Delhi, India
22. Lau, A. H. (1987). A five-state financial distress predication model.*Journal of Accounting Research*, 25, 127–138.
23. Lee, Alice C., Lee, John C. and Lee, Cheng-Few, *Financial Analysis, Planning and Forecasting: Theory and Application* (2nd Edition)
24. Mccluskey ,W. and Fransen,R., (2005). land value taxation; an applied analysis.Ashgate Publishing limited
25. Miring'uh, E. and Mwakio, P., 2006, "Rapid Results rules unrealistic, say chiefs", *The Standard* Online Edition, September, 8
26. Mueller, R. (1986): *Krisenmanagement in der Unternehmung: Vorgehen, MassnahmenundOrganisation*, 2. Auflage, Frankfurt am Main.
27. Mugenda, Olive M. and Mugenda, Abel G. (2003).*Research Methods: Quantitative and Qualitative Approaches*, Acts Press, Nairobi-Kenya
28. Muia D.M., (2005).Devolution: Which Way for Local Authorities in Kenya? Discussion Paper No. 073, Institute of Policy Analysis and Research, Nairobi.
29. Oates,W. 1969."The Effects of Property Taxes and Local Public Spending on Property Values: An Empirical Study of Tax Capitalization and Tiebout Hypothesis." *Journal of Political Economy* 77: 957–71.
30. Omamo ,W.O (1995).The Commission of Inquiry on Local Authorities in Kenya, Government Printer, Nairobi.
31. Opler, T., Titman, S. (1994): Financial Distress and Corporate Performance. In: *The Journal of Finance*, 49(3), 1015-1040.
32. Osiche, M. (2007). Applying the Rapid Results Approach to local service delivery: emerging issues, lessons and challenges from Nairobi City Council, in *Local Governance and Development Journal* 1(2), Municipal Development Partnership for Eastern and Southern Africa, Harare: pp 27-44.
33. PriceWaterhouseCoopers (PWC) (2006). *National Financial Sustainability Study of Local Government*.Sydney: PriceWaterhouseCoopers
34. Schoeman. N.,(2011). Fiscal Performance and Sustainability of Local Government in South Africa – An Empirical Analysis,Working paper 201. South Africa.
35. Sennoga.E.,(2004).Local Government Revenues and Expenditures in Uganda: A Var approach.Faculty of Economics and Management.
36. Stigler, George. 1957."The Tenable Range of Functions of Local Government." In *Federal Expenditure Policy for Economic Growth and Stability*, ed. Joint Economic Committee, Subcommittee on Fiscal Policy, U.S. Congress, 213–19.Washington, DC: U.S. Government Printing Office.

QUESTIONNAIRE

QUESTIONNAIRE FOR LOCAL AUTHORITY OFFICERS

This questionnaire is concerned with assessing the determinants of financial management challenges faced by local authorities in Kenya.

SECTION A: DEMOGRAPHIC INFORMATION

- i) LOCAL AUTHORITY INFORMATION
1. Name of the L.A (Optional)
 2. Category type (please tick as appropriate)
 - a) City Councils
 - b) Municipal Councils
 - c) County Councils
 - d) Town Councils

RESPONDENTS PARTICULARS

3. Gender: Male Female
4. Age Bracket
 - i. 10-20
 - ii. 21-30
 - iii. 31-40
 - iv. 41-50
 - v. Over 50
5. Department
 - a. Treasury
 - b. Social Services, housing and public health
 - c. Works/Engineering
 - d. Environment
 - e. Others
6. How long have you worked with this local authority (tick as appropriate)
 - a. Less than 1 yr
 - b. Btw 1-5 yrs
 - c. Btw 5-10 yrs
 - d. Over 10 yrs

SECTION B: FINANCIAL MANAGEMENT

This Section is concerned with assessing whether financial management practices affects financial distress faced by local authorities in Kenya. Please mark (x) in the box which best describes your agreement or disagreement on each of the following statements.

Statement	Strongly disagree	Disagree	Neither agree not disagree	Agree	Strongly agree
	1	2	3	4	5
1. The Local Authority systems are not effective at detecting fraud					
2. The Local Authority do not have appropriate and sufficient internal controls in place					
3. Local Authority internal audit functions does not exist					
4. The Local Authority does not conduct monthly and yearly budget variance analysis					
5. The Local Authority does not produce daily, weekly, monthly, quarterly and yearly financial reports					
6. The Local Authorities financial statements are not prepared in accordance with IFRs, IAS, and other relevant Government requirements					
7. The local authority has not constituted an independent procurement committee in accordance with government requirements					

8. How would you rate the financial management practices in the local authority?

- a) Good b) Poor

In consideration of the rating above, please Explain why;

9. What measures would you recommend for the improvement financial management practices in the local authority?

.....

SECTION C: FINANCIAL DISTRESS/CHALLENGES

This Section is concerned with assessing the level of financial distress faced by local authorities in Kenya. Please mark (x) in the box which best describes your agreement or disagreement on each of the following statements.

Statement	Strongly disagree	Disagree	Neither agree not disagree	Agree	Strongly agree
	1	2	3	4	5
1. The local authority budget out run ratio is high (meaning The Local Authority always spends more than it has budgeted).					
2. The salary to total operating revenue ratio is high (meaning The salary expense take more than 70% portion of the operating revenue)					
3. The net debt to total operating revenue ratio is high (meaning The LA is highly indebted)					
4. The Interest expense to total operating revenue ratio is high (meaning The LA may be over reliant on overdrafts)					
5. The council financial statements are frequently qualified (meaning they are frequently not given a good bill of health)					
6. The National audit office queries a large percentage of expenditures during the audit process (meaning there seems to be expenditures that demonstrate fiscal stress)					

1. To what would you attribute financial distress in the Council?

i. _____

ii. _____

iii. _____

2. How do you think the challenges of financial distress can be addressed?

i. _____

ii. _____

iii. _____

QUESTIONNAIRE FOR CUSTOMERS

This questionnaire is designed with the purpose of generating collaborative evidence in relation to the responses obtained from Local Authority officers.

1. Are you aware that Local Authorities face financial challenges/distress?

a) Yes

b) No

Financial challenges are caused by;	Strongly disagree	Disagree	Neither agree not disagree	Agree	Strongly agree
	1	2	3	4	5
1. Poor financial management practices such as lack of internal controls, budgeting and reporting					
2. Poor human resource management practices such as hiring incompetent staff, failure to train staff, failure to compensate and motivate staff					
3. Poor governance practices such as lack of accountability, transparency, corruption, failure to adhere to service delivery charter					
4. Poor government regulation					
5. Lack of automation in record keeping					
6. Poor services that they offer to customers					

2. What do you attribute the financial challenges to? Please tick appropriately.

3. Are residents satisfied with the services that the Local Authority is offering to the residents?
 a) Yes
 b) No

Explain your answer.....

4. If residents are not satisfied with the services, did that influence their willingness to pay bills, rents and rates to the Local Authority?
 a) Yes
 b) No
5. Do customers contribute to the financial distress of Local Authorities?
 a) Yes
 b) No

6. To what extent do you agree that customers contribute to Local Authorities financial challenges in the following way;

Customers contribute to Local Authority financial challenges through;	Strongly disagree	Disagree	Neither agree not disagree	Agree	Strongly agree
	1	2	3	4	5
1. Failure to pay land rates, fees, rent and parking fees					
2. Colluding with Local Authority officers to defraud the Local Authority of its licensing revenue , parking revenue, land rate revenue among others					
3. Failure to use the resources of the city properly, for instance littering and releasing waste on the highway					
4. Vandalism of the Local Authority property such as seats, cabling and street lights					

1. What reasons make residents to collude with Local Authority officials and refuse to meet their obligations towards the Local Authorities?.....
2. What would it take to motivate residents to stop colluding and also motivate them to meet their obligations to Local Authorities?.....
3. What are your suggestions towards how the financial challenges of Local Authorities can be addressed?.....

REQUEST FOR FEEDBACK

Dear Readers

At the very outset, International Journal of Research in Commerce and Management (IJRCM) acknowledges & appreciates your efforts in showing interest in our present issue under your kind perusal.

I would like to request you to supply your critical comments and suggestions about the material published in this issue as well as on the journal as a whole, on our E-mail i.e. **infoijrcm@gmail.com** for further improvements in the interest of research.

If you have any queries please feel free to contact us on our E-mail infoijrcm@gmail.com.

I am sure that your feedback and deliberations would make future issues better – a result of our joint effort.

Looking forward an appropriate consideration.

With sincere regards

Thanking you profoundly

Academically yours

Sd/-

Co-ordinator

ABOUT THE JOURNAL

In this age of Commerce, Economics, Computer, I.T. & Management and cut throat competition, a group of intellectuals felt the need to have some platform, where young and budding managers and academicians could express their views and discuss the problems among their peers. This journal was conceived with this noble intention in view. This journal has been introduced to give an opportunity for expressing refined and innovative ideas in this field. It is our humble endeavour to provide a springboard to the upcoming specialists and give a chance to know about the latest in the sphere of research and knowledge. We have taken a small step and we hope that with the active co-operation of like-minded scholars, we shall be able to serve the society with our humble efforts.

Our Other Journals

