

INTERNATIONAL JOURNAL OF RESEARCH IN COMPUTER APPLICATION & MANAGEMENT

I
J
R
C
M



A Monthly Double-Blind Peer Reviewed (Refereed/Juried) Open Access International e-Journal - Included in the International Serial Directories

Indexed & Listed at:

Ulrich's Periodicals Directory ©, ProQuest, U.S.A., EBSCO Publishing, U.S.A., Cabell's Directories of Publishing Opportunities, U.S.A., Google Scholar,

Open J-Gate, India [link of the same is duly available at Inlibnet of University Grants Commission (U.G.C.)],

Index Copernicus Publishers Panel, Poland with IC Value of 5.09 & number of libraries all around the world.

Circulated all over the world & Google has verified that scholars of more than 4767 Cities in 180 countries/territories are visiting our journal on regular basis.

Ground Floor, Building No. 1041-C-1, Devi Bhawan Bazar, JAGADHRI – 135 003, Yamunanagar, Haryana, INDIA

<http://ijrcm.org.in/>

CONTENTS

Sr. No.	TITLE & NAME OF THE AUTHOR (S)	Page No.
1.	IMPROVING THE EFFECTIVENESS OF e-GOVERNANCE PROJECT IN PUBLIC DISTRIBUTION SYSTEM (PDS) OF GUJARAT <i>PARIKSHIT TIWARI & RAVI GOR</i>	1
2.	A SURVEY ON TRUSTBASED SECURE AODV IN MANET: A LITERATURE REVIEW <i>V.VALLINAYAGI</i>	5
3.	A STUDY ON THE PERCEPTION AND AWARENESS OF THE PEOPLE ABOUT THE DIGITAL INDIA INITIATIVE OF THE GOVERNMENT OF INDIA <i>DR. ASHA NAGENDRA, ANUKRITI PANDEY & VISHAKHA BABBAR</i>	8
4.	IMPACT OF ICT & OPENNESS ON STUDENTS' PERFORMANCE IN QUANTITATIVE SUBJECTS <i>SHILPA MUJUMDAR, DR. H. S. ACHARYA, DR. TEJASWINI APTE & VENKATESH IYENGAR</i>	11
5.	RISK ANALYSIS OF EXCESS AND OBSOLETE INVENTORY IN A COMPUTER COMPANY: A CASE STUDY <i>KUSHAL NAGENDRA & DR. ASHA NAGENDRA</i>	17
6.	A STUDY ON PURCHASE BEHAVIOR OF CONSUMERS TOWARDS E-RETAILING <i>DR. G. PRAKASH RAJ, DR. A. PAPPU RAJAN & DR. J. MICHAEL SAMMANASU</i>	20
7.	TRAINING FOR SKILL UP-GRADATION IN SELECTED IT ORGANIZATIONS: A SAMPLE SURVEY <i>S. S. K. SASTRY AKELLA & DR. K. VENKETESWARA RAO</i>	24
8.	INFORMATION TECHNOLOGY AND INDIAN ECONOMY: A DISCUSSION <i>DR. BANDANA PATHAK</i>	30
9.	DIGITAL ACCESS SKILL IN THE WEB AMONG LIBRARY USERS OF PATRICIAN COLLEGE STUDENTS: A STUDY <i>G. MEENAMBIKA, S. MAIDHILI & DR. N. THILAGAVATHY</i>	35
10.	AN APPLICATIONS OF DATA WAREHOUSING <i>PADMANJALI.A.HAGARGI</i>	39
11.	A REVIEW OF E-BANKING SERVICES IN INDIAN BANKING INDUSTRY <i>DR. AVNEET KAUR</i>	44
12.	ASSESSMENT OF TEMPERAMENT, EMOTIONAL STABILITY AND SELF-CONFIDENCE AMONG DEAF AND HARD OF HEARING ADOLESCENT STUDENTS IN VELLORE DISTRICT <i>K. ELAMATHI</i>	48
13.	CONVERGENCE OF IFRS <i>SHAILAJA D.KELSHIKAR & DR. MANOJ D SHAH</i>	54
14.	FARMERS' ATTITUDE AND SOCIO ECONOMIC STATUS TOWARDS DRIP IRRIGATION SYSTEM IN COIMBATORE DISTRICT <i>DR. P. MAHESWARI</i>	58
15.	WATERMARKING USING ARNOLD TRANSFORMATION AND PRIVATE KEY <i>HARJOT KAUR & GURINDER SINGH</i>	61
16.	BARRIERS OF USING AND PRACTICING ELECTRONIC SHOPPING (AN EXPLORATORY STUDY OF VIEWS OF A SAMPLE OF CONSUMERS IN IRAQI KURDISTAN REGION ERBIL CITY) <i>ZANA MAJED SADQ, JAMIL ABDULKARIM ABDULLAH & SAID MOHAMMAD KARIM</i>	66
17.	RELATIONSHIP BETWEEN KNOWLEDGE MANAGEMENT PROCESS AND CREATIVITY AMONG FACULTY MEMBERS: A CASE STUDY OF SAMBALPUR UNIVERSITY <i>SWAGATIKA NANDA</i>	71
18.	RATIO ANALYSIS BETWEEN PRISM AND RAMCO CEMENT <i>INNA YADAV</i>	74
19.	DIGITAL MARKETING AND ITS EFFECTS ON CONSUMER DECISION MAKING PROCESS <i>MONIKA BANGARI</i>	81
20.	A STUDY ON EMPLOYEES' MOTIVATION IN A SHIPPING COMPANY <i>P. ANBANANDAN</i>	84
	REQUEST FOR FEEDBACK & DISCLAIMER	87

CHIEF PATRON

PROF. K. K. AGGARWAL

Chairman, Malaviya National Institute of Technology, Jaipur
(An institute of National Importance & fully funded by Ministry of Human Resource Development, Government of India)
Chancellor, K. R. Mangalam University, Gurgaon
Chancellor, Lingaya's University, Faridabad
Founder Vice-Chancellor (1998-2008), Guru Gobind Singh Indraprastha University, Delhi
Ex. Pro Vice-Chancellor, Guru Jambheshwar University, Hisar

FOUNDER PATRON

LATE SH. RAM BHAJAN AGGARWAL

Former State Minister for Home & Tourism, Government of Haryana
Former Vice-President, Dadri Education Society, Charkhi Dadri
Former President, Chinar Syntex Ltd. (Textile Mills), Bhiwani

FORMER CO-ORDINATOR

DR. S. GARG

Faculty, Shree Ram Institute of Business & Management, Urjani

ADVISORS

PROF. M. S. SENAM RAJU

Director A. C. D., School of Management Studies, I.G.N.O.U., New Delhi

PROF. S. L. MAHANDRU

Principal (Retd.), Maharaja Agrasen College, Jagadhri

EDITOR

PROF. R. K. SHARMA

Professor, Bharti Vidyapeeth University Institute of Management & Research, New Delhi

EDITORIAL ADVISORY BOARD

DR. RAJESH MODI

Faculty, Yanbu Industrial College, Kingdom of Saudi Arabia

PROF. PARVEEN KUMAR

Director, M.C.A., Meerut Institute of Engineering & Technology, Meerut, U. P.

PROF. H. R. SHARMA

Director, Chhatrapati Shivaji Institute of Technology, Durg, C.G.

PROF. MANOHAR LAL

Director & Chairman, School of Information & Computer Sciences, I.G.N.O.U., New Delhi

PROF. ANIL K. SAINI

Chairperson (CRC), Guru Gobind Singh I. P. University, Delhi

PROF. R. K. CHOUDHARY

Director, Asia Pacific Institute of Information Technology, Panipat

DR. ASHWANI KUSH

Head, Computer Science, University College, Kurukshetra University, Kurukshetra

DR. BHARAT BHUSHAN

Head, Department of Computer Science & Applications, Guru Nanak Khalsa College, Yamunanagar

DR. VIJAYPAL SINGH DHAKA

Dean (Academics), Rajasthan Institute of Engineering & Technology, Jaipur

DR. SAMBHAVNA

Faculty, I.I.T.M., Delhi

DR. MOHINDER CHAND

Associate Professor, Kurukshetra University, Kurukshetra

DR. MOHENDER KUMAR GUPTA

Associate Professor, P. J. L. N. Government College, Faridabad

DR. SHIVAKUMAR DEENE

Asst. Professor, Dept. of Commerce, School of Business Studies, Central University of Karnataka, Gulbarga

DR. BHAVET

Faculty, Shree Ram Institute of Engineering & Technology, Urjani

ASSOCIATE EDITORS

PROF. ABHAY BANSAL

Head, Department of Information Technology, Amity School of Engineering & Technology, Amity University, Noida

PROF. NAWAB ALI KHAN

Department of Commerce, Aligarh Muslim University, Aligarh, U.P.

ASHISH CHOPRA

Sr. Lecturer, Doon Valley Institute of Engineering & Technology, Karnal

FORMER TECHNICAL ADVISOR

AMITA

Faculty, Government M. S., Mohali

FINANCIAL ADVISORS

DICKIN GOYAL

Advocate & Tax Adviser, Panchkula

NEENA

Investment Consultant, Chambaghat, Solan, Himachal Pradesh

LEGAL ADVISORS

JITENDER S. CHAHAL

Advocate, Punjab & Haryana High Court, Chandigarh U.T.

CHANDER BHUSHAN SHARMA

Advocate & Consultant, District Courts, Yamunanagar at Jagadhri

SUPERINTENDENT

SURENDER KUMAR POONIA

CALL FOR MANUSCRIPTS

We invite unpublished novel, original, empirical and high quality research work pertaining to recent developments & practices in the areas of Computer Science & Applications; Commerce; Business; Finance; Marketing; Human Resource Management; General Management; Banking; Economics; Tourism Administration & Management; Education; Law; Library & Information Science; Defence & Strategic Studies; Electronic Science; Corporate Governance; Industrial Relations; and emerging paradigms in allied subjects like Accounting; Accounting Information Systems; Accounting Theory & Practice; Auditing; Behavioral Accounting; Behavioral Economics; Corporate Finance; Cost Accounting; Econometrics; Economic Development; Economic History; Financial Institutions & Markets; Financial Services; Fiscal Policy; Government & Non Profit Accounting; Industrial Organization; International Economics & Trade; International Finance; Macro Economics; Micro Economics; Rural Economics; Co-operation; Demography; Development Planning; Development Studies; Applied Economics; Development Economics; Business Economics; Monetary Policy; Public Policy Economics; Real Estate; Regional Economics; Political Science; Continuing Education; Labour Welfare; Philosophy; Psychology; Sociology; Tax Accounting; Advertising & Promotion Management; Management Information Systems (MIS); Business Law; Public Responsibility & Ethics; Communication; Direct Marketing; E-Commerce; Global Business; Health Care Administration; Labour Relations & Human Resource Management; Marketing Research; Marketing Theory & Applications; Non-Profit Organizations; Office Administration/Management; Operations Research/Statistics; Organizational Behavior & Theory; Organizational Development; Production/Operations; International Relations; Human Rights & Duties; Public Administration; Population Studies; Purchasing/Materials Management; Retailing; Sales/Selling; Services; Small Business Entrepreneurship; Strategic Management Policy; Technology/Innovation; Tourism & Hospitality; Transportation Distribution; Algorithms; Artificial Intelligence; Compilers & Translation; Computer Aided Design (CAD); Computer Aided Manufacturing; Computer Graphics; Computer Organization & Architecture; Database Structures & Systems; Discrete Structures; Internet; Management Information Systems; Modeling & Simulation; Neural Systems/Neural Networks; Numerical Analysis/Scientific Computing; Object Oriented Programming; Operating Systems; Programming Languages; Robotics; Symbolic & Formal Logic; Web Design and emerging paradigms in allied subjects.

Anybody can submit the **soft copy** of unpublished novel; original; empirical and high quality **research work/manuscript** **anytime** in **M.S. Word format** after preparing the same as per our **GUIDELINES FOR SUBMISSION**; at our email address i.e. infoijrcm@gmail.com or online by clicking the link **online submission** as given on our website ([FOR ONLINE SUBMISSION, CLICK HERE](#)).

GUIDELINES FOR SUBMISSION OF MANUSCRIPT

1. **COVERING LETTER FOR SUBMISSION:**

DATED: _____

THE EDITOR

IJRCM

Subject: SUBMISSION OF MANUSCRIPT IN THE AREA OF _____.

(e.g. Finance/Mkt./HRM/General Mgt./Engineering/Economics/Computer/IT/ Education/Psychology/Law/Math/other, please specify)

DEAR SIR/MADAM

Please find my submission of manuscript entitled ' _____ ' for possible publication in one of your journals.

I hereby affirm that the contents of this manuscript are original. Furthermore, it has neither been published elsewhere in any language fully or partly, nor is it under review for publication elsewhere.

I affirm that all the co-authors of this manuscript have seen the submitted version of the manuscript and have agreed to their inclusion of names as co-authors.

Also, if my/our manuscript is accepted, I agree to comply with the formalities as given on the website of the journal. The Journal has discretion to publish our contribution in any of its journals.

NAME OF CORRESPONDING AUTHOR	:	
Designation	:	
Institution/College/University with full address & Pin Code	:	
Residential address with Pin Code	:	
Mobile Number (s) with country ISD code	:	
Is WhatsApp or Viber active on your above noted Mobile Number (Yes/No)	:	
Landline Number (s) with country ISD code	:	
E-mail Address	:	
Alternate E-mail Address	:	
Nationality	:	

NOTES:

- a) The whole manuscript has to be in **ONE MS WORD FILE** only, which will start from the covering letter, inside the manuscript. **pdf. version is liable to be rejected without any consideration.**
 - b) The sender is required to mention the following in the **SUBJECT COLUMN of the mail:**
New Manuscript for Review in the area of (e.g. Finance/Marketing/HRM/General Mgt./Engineering/Economics/Computer/IT/ Education/Psychology/Law/Math/other, please specify)
 - c) There is no need to give any text in the body of mail, except the cases where the author wishes to give any **specific message** w.r.t. to the manuscript.
 - d) The total size of the file containing the manuscript is expected to be below **1000 KB**.
 - e) **Abstract alone will not be considered for review** and the author is required to submit the **complete manuscript** in the first instance.
 - f) **The journal gives acknowledgement w.r.t. the receipt of every email within twenty four hours** and in case of non-receipt of acknowledgement from the journal, w.r.t. the submission of manuscript, within two days of submission, the corresponding author is required to demand for the same by sending a separate mail to the journal.
 - g) The author (s) name or details should not appear anywhere on the body of the manuscript, except the covering letter and the cover page of the manuscript, in the manner as mentioned in the guidelines.
2. **MANUSCRIPT TITLE:** The title of the paper should be **bold typed, centered and fully capitalised**.
 3. **AUTHOR NAME (S) & AFFILIATIONS:** Author (s) **name, designation, affiliation (s), address, mobile/landline number (s), and email/alternate email address** should be given underneath the title.
 4. **ACKNOWLEDGMENTS:** Acknowledgements can be given to reviewers, guides, funding institutions, etc., if any.
 5. **ABSTRACT:** Abstract should be in **fully italicized text**, ranging between **150 to 300 words**. The abstract must be informative and explain the background, aims, methods, results & conclusion in a **SINGLE PARA**. **Abbreviations must be mentioned in full.**
 6. **KEYWORDS:** Abstract must be followed by a list of keywords, subject to the maximum of **five**. These should be arranged in alphabetic order separated by commas and full stop at the end. All words of the keywords, including the first one should be in small letters, except special words e.g. name of the Countries, abbreviations.
 7. **JEL CODE:** Provide the appropriate Journal of Economic Literature Classification System code (s). JEL codes are available at www.aea-web.org/econlit/jelCodes.php, however, mentioning JEL Code is not mandatory.
 8. **MANUSCRIPT:** Manuscript must be in **BRITISH ENGLISH** prepared on a standard A4 size **PORTRAIT SETTING PAPER**. **It should be free from any errors i.e. grammatical, spelling or punctuation. It must be thoroughly edited at your end.**
 9. **HEADINGS:** All the headings must be bold-faced, aligned left and fully capitalised. Leave a blank line before each heading.
 10. **SUB-HEADINGS:** All the sub-headings must be bold-faced, aligned left and fully capitalised.
 11. **MAIN TEXT:**

THE MAIN TEXT SHOULD FOLLOW THE FOLLOWING SEQUENCE:**INTRODUCTION****REVIEW OF LITERATURE****NEED/IMPORTANCE OF THE STUDY****STATEMENT OF THE PROBLEM****OBJECTIVES****HYPOTHESIS (ES)****RESEARCH METHODOLOGY****RESULTS & DISCUSSION****FINDINGS****RECOMMENDATIONS/SUGGESTIONS****CONCLUSIONS****LIMITATIONS****SCOPE FOR FURTHER RESEARCH****REFERENCES****APPENDIX/ANNEXURE****The manuscript should preferably range from 2000 to 5000 WORDS.**

12. **FIGURES & TABLES:** These should be simple, crystal **CLEAR, centered, separately numbered** & self explained, and **titles must be above the table/figure. Sources of data should be mentioned below the table/figure.** *It should be ensured that the tables/figures are referred to from the main text.*
13. **EQUATIONS/FORMULAE:** These should be consecutively numbered in parenthesis, horizontally centered with equation/formulae number placed at the right. The equation editor provided with standard versions of Microsoft Word should be utilised. If any other equation editor is utilised, author must confirm that these equations may be viewed and edited in versions of Microsoft Office that does not have the editor.
14. **ACRONYMS:** These should not be used in the abstract. The use of acronyms is elsewhere is acceptable. Acronyms should be defined on its first use in each section: Reserve Bank of India (RBI). Acronyms should be redefined on first use in subsequent sections.
15. **REFERENCES:** The list of all references should be alphabetically arranged. ***The author (s) should mention only the actually utilised references in the preparation of manuscript*** and they are supposed to follow Harvard Style of Referencing. **Also check to make sure that everything that you are including in the reference section is duly cited in the paper.** The author (s) are supposed to follow the references as per the following:
 - All works cited in the text (including sources for tables and figures) should be listed alphabetically.
 - Use (ed.) for one editor, and (ed.s) for multiple editors.
 - When listing two or more works by one author, use --- (20xx), such as after Kohl (1997), use --- (2001), etc, in chronologically ascending order.
 - Indicate (opening and closing) page numbers for articles in journals and for chapters in books.
 - The title of books and journals should be in italics. Double quotation marks are used for titles of journal articles, book chapters, dissertations, reports, working papers, unpublished material, etc.
 - For titles in a language other than English, provide an English translation in parenthesis.
 - **Headers, footers, endnotes and footnotes should not be used in the document.** However, **you can mention short notes to elucidate some specific point**, which may be placed in number orders after the references.

PLEASE USE THE FOLLOWING FOR STYLE AND PUNCTUATION IN REFERENCES:

BOOKS

- Bowersox, Donald J., Closs, David J., (1996), "Logistical Management." Tata McGraw, Hill, New Delhi.
- Hunker, H.L. and A.J. Wright (1963), "Factors of Industrial Location in Ohio" Ohio State University, Nigeria.

CONTRIBUTIONS TO BOOKS

- Sharma T., Kwatra, G. (2008) Effectiveness of Social Advertising: A Study of Selected Campaigns, Corporate Social Responsibility, Edited by David Crowther & Nicholas Capaldi, Ashgate Research Companion to Corporate Social Responsibility, Chapter 15, pp 287-303.

JOURNAL AND OTHER ARTICLES

- Schemenner, R.W., Huber, J.C. and Cook, R.L. (1987), "Geographic Differences and the Location of New Manufacturing Facilities," Journal of Urban Economics, Vol. 21, No. 1, pp. 83-104.

CONFERENCE PAPERS

- Garg, Sambhav (2011): "Business Ethics" Paper presented at the Annual International Conference for the All India Management Association, New Delhi, India, 19–23

UNPUBLISHED DISSERTATIONS

- Kumar S. (2011): "Customer Value: A Comparative Study of Rural and Urban Customers," Thesis, Kurukshetra University, Kurukshetra.

ONLINE RESOURCES

- Always indicate the date that the source was accessed, as online resources are frequently updated or removed.

WEBSITES

- Garg, Bhavet (2011): Towards a New Gas Policy, Political Weekly, Viewed on January 01, 2012 <http://epw.in/user/viewabstract.jsp>

AN APPLICATIONS OF DATA WAREHOUSING

PADMANJALI.A.HAGARGI
ASST. PROFESSOR
INFORMATION SCIENCE & ENGINEERING DEPARTMENT
GURU NANAK DEV ENGINEERING COLLEGE
BIDAR

ABSTRACT

Data-driven decision support systems, such as data warehouses can serve the requirement of extraction of information from more than one subject area. Data warehouses standardize the data across the organization so as to have a single view of information. Data warehouses (DW) can provide the information required by the decision makers. The data warehouse supports an on-line analytical processing (OLAP), the functional and performance requirements of which are quite different from those of the on-line transaction processing (OLTP) applications traditionally supported by the operational databases. Data warehouses provide on-line analytical processing (OLAP) tools for the interactive analysis of multidimensional data of varied granularities, which facilitates effective data mining. Data warehousing and OLAP have emerged as leading technologies that facilitate data storage, organization and then, significant retrieval. Both are essential elements of decision support, which has increasingly become a focus of the database industry. This paper provides a detailed overview of Data warehousing (DW), exploring the features of it, applications and the architecture of DW over Data Mining, Online Analytical Processing (OLAP), On-line Transaction Processing (OLTP) technologies.

KEYWORDS

data warehousing, data mining, OLAP, OLTP, decision making and decision support & managerial decision making.

1. INTRODUCTION

Data Warehousing is a collection of decision support technologies, aimed at enabling the knowledge worker (executive, manager, analyst) to make better and faster decisions for smooth functioning of the enterprise. It serves as a physical implementation of a decision support data model and stores the information on which an enterprise needs to make strategic decisions. It provides architecture and tools for business executives to systematically organize, understand and use their data to make strategic decisions. Data Warehouse is a database of historical, summarized and consolidated data is more important than detailed, individual records used for reporting and analysis. It refers to the database that is maintained separately from an organization's operational databases which contains consolidated data. The data stored in the data warehouse is uploaded from the operational systems, over potentially long time they tend to be much larger than operational databases. DW systems allow for the integration of a variety of application systems. They support information processing by providing a solid platform of consolidated historical data for analysis. DW technologies have been successfully deployed in many industries: manufacturing (for order shipment and customer support), retail (for inventory management), financial services (for credit card analysis, risk analysis, and fraud detection), utilities (for power usage analysis), and healthcare (for outcomes analysis). This paper presents an overview of data warehousing technologies, focusing on the special requirements that data warehouses place on Database Management Systems (DBMSs).

Bill Inmon (father), the world-renowned expert, said that the definition for a Data Warehousing was and still is today. "A source of data that is subject-oriented, integrated, nonvolatile, and time-variant for the purpose of management's decision processes".

Subject oriented — The data are logically organized around major subjects of the organization, e.g., around customers, sales, or items produced.

Integrated — All of the data about the subject are combined and can be analyzed together.

Time variant — Historical data are maintained in detail form.

Nonvolatile — The data are read only, not updated or changed by users.

Most queries on data warehouses are ad hoc and are complex queries that can access millions of records and perform a lot of scans, joins, and aggregates. Due to the complexity query throughput and response times are more important than transaction throughput.

A DW (or smaller-scale data mart) is a specially prepared repository of data designed to support decision making. The data comes from operational systems and external sources. To create the data warehouse, data are extracted from source systems, cleaned (e.g., to detect and correct errors), transformed (e.g., put into subject groups or summarized), and loaded into a data store (i.e., placed into a DW).

2. BENEFITS OF USING DATA WAREHOUSE IN DECISION MAKING

1. Improvements in turnaround time for data access and reporting generation.
2. Improved productivity of analytical staff due to availability of data
3. Standardizing data across the organization so that there will be one view of information.
4. Merging data from various source systems to create a single information source system.
5. Reduction in costs to create and distribute information and reports.
6. Business improvement resulting from analysis of warehouse data.
7. Encouraging and improving fact-based decision making.

The data warehouse supports OLAP, the functional and performance requirements of which are quite different from those of the OLTP applications traditionally supported by the operational databases.

OLTP covers most of the day to day operations of an organization such as purchasing, inventory, manufacturing, banking, payroll, registration and accounting. An OLTP system is customer oriented and is used for transaction and query processing by clerks, clients and information technology professionals. It manages the current data that, typically, are too detailed to be easily used for decision making. An OLTP system focuses mainly on the current data within an enterprise or department, without referring to historical data or data in different organizations. The access patterns of OLTP systems consist mainly of short, atomic transactions. Such system requires concurrency control and recovery mechanisms.

DW systems, on the other hand, are targeted for decision support. It serves users or knowledge workers in the role of data analysis and decision making. Such systems can organize and present data in various formats in order to accommodate the diverse needs of the different users.

An OLAP system is market-oriented and is used for data analysis by knowledge workers, including managers, executives, and analysts. These systems manage large amount of historical data, provides facilities for summarization and aggregation, and store and manages information at different levels of granularity. These features make the data easier to use in informed decision making. An OLAP system typically adopts either a star or a snowflake model and a subject-oriented database design. This system often spans multiple versions of a database schema, due to the evolutionary process of an organization. These systems also deal with information that originates from different organization, integrating information from multiple data stores. Because of their huge volume, OLAP data are stored on multiple storage media.

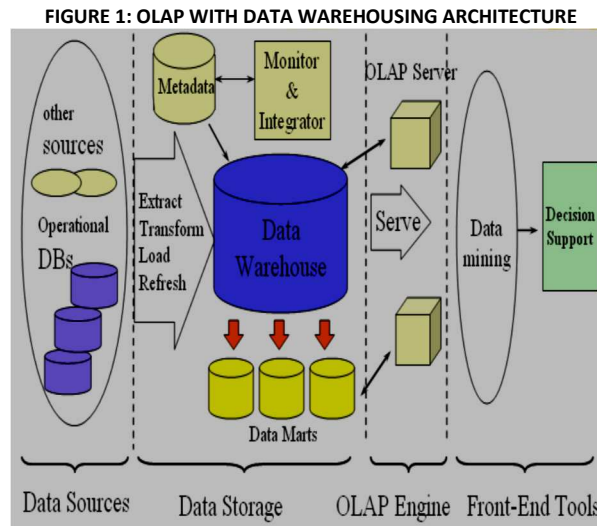
To facilitate complex analysis and visualization, the data in a warehouse is typically modeled multi dimensionally. For example, in a sales data warehouse, time of sales, sales district, salesperson, and product might be some of the dimensions of interest. Often these dimensions are hierarchical; time of sale may be organized as: day – month – quarter – year hierarchy, product as a product-category-industry hierarchy.

An operational database is designed and tuned from known tasks and workloads such as indexing and hashing using primary keys, searching for a particular record and optimizing 'canned' queries. On the other hand, data warehouse queries are often complex. They involve the computation of large amount of data at summarized levels and may require the use of special data organization, access and implementation methods based on multidimensional views.

Data warehouse might be implemented on Relational OLAP (ROLAP) servers. These are the intermediate servers that stand in between a relational back-end server and client front-end tools. They use a relational or extended-relational DBMS to store and manage warehouse data, and OLAP middleware to support missing pieces. They support extensions to SQL and special access and implementation methods to efficiently implement the multidimensional data model and operations. In contrast, Multidimensional OLAP (MOLAP) servers support multidimensional views of data through array-based multidimensional storage engines. They map multidimensional views directly to data cube array structures.

There is more to building and maintaining the data warehouse than selecting an OLAP server, defining a schema and some complex queries for the warehouse. Different architectural alternatives exist. Many organizations want to implement an integrated enterprise warehouse that collects information about all subjects spanning the whole organization. However, building an enterprise warehouse is long and complex process. Some organizations are settling for data marts instead, which are departmental subsets focused on selected subjects. These data marts enable faster roll out since they do not require enterprise-wide consensus.

3. ARCHITECTURE AND PROCESS DESIGN



A DW can be built using a top-down approach, a bottom-up approach, or a combination of both. The top-down approach starts with the overall design and planning. It is useful in cases where the technology is mature and well known, and where the business problems that must be solved are clear and well understood. The bottom-up approach starts with experiments and prototypes. This is useful in the early stage of business modeling and technology development. It allows an organization to move forward at considerably less expense and to evaluate the benefits of the technology before making significant commitments. In the combined approach, an organization can exploit the planned and strategic nature of the top-down approach while retaining the rapid implementation and opportunistic application of the bottom-up approach.

The design and construction of the DW consists of the following steps: planning, requirements study, problem analysis, warehouse design, data integration and testing, and finally deployment of the DW.

1. Choose a business process to model, for example, shipments, inventory, sales etc
2. Choose the grain of the business process. The grain is the Fundamental, atomic level of data to be represented in the fact table for this process.
3. Choose the dimensions that will apply to each fact table record.
4. Choose the measures that will populate each fact table record.

Once a data warehouse is designed and constructed, the initial deployment of the warehouse includes initial installation, roll out planning, training and orientation. Designing and rolling out a data warehouse is a complex process, consisting of the following:

- Define the architecture, do capacity planning, and select the storage servers, database and OLAP servers, and tools.
- Integrate the servers, storage, and client tools.
- Design the warehouse schema and views.
- Define the physical warehouse organization, data placement, partitioning, and access methods.
- Connect the sources using gateways, ODBC drivers, or other wrappers.
- Design and implement scripts for data extraction, cleaning, transformation, load, and refresh.
- Populate the repository with the schema and view definitions, scripts, and other metadata.
- Design and implement end-user applications.
- Roll out the warehouse and applications.

4. BACK-END TOOLS AND UTILITIES

Data warehouse systems use back-end tools and utilities to populate and refresh their data.

Data Cleaning: Data cleaning routines attempt to fill in missing values, smooth out noise while identifying outliers, and correct inconsistencies in the data. Since a data warehouse is used for decision making, it is important that the data in the warehouse must be correct. Some examples where data cleaning becomes necessary are: inconsistent field length, inconsistent descriptions, inconsistent value assignments, missing entries and violation of integrity constraints.

Load: After extracting, cleaning and transforming, data must be loaded into the warehouse. Additional preprocessing may still be required: checking integrity constraints; sorting; summarization; aggregation; and other computations to build the derived tables stored in the warehouse. In addition, load utility also allows the system administrator to monitor status, to cancel, to suspend and resume a load, and to restart after failure with no loss of data integrity. The load utilities for data warehouses have to deal with much larger data volumes than for operational databases

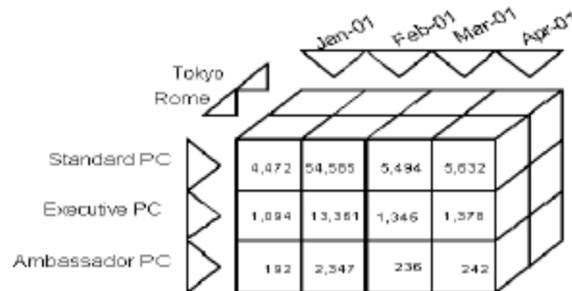
Refresh: Refreshing a warehouse consists in propagating updates on source data to correspondingly update the base data and derived data stored in the warehouse. There are two sets of issues to consider: when to refresh and how to refresh. Usually, the warehouse is refreshed periodically. The refresh policy is set by the warehouse administrator, depending on user needs and traffic, and may be different for different sources. Refresh techniques also depends on the characteristics of the source and capabilities of the database servers. Replication servers can be used to refresh a warehouse when the sources change.

5. MULTIDIMENSIONAL DATA MODEL

Data warehouse and OLAP tools are based on a multidimensional data model. This model views data in the form of a data cube. A data cube allows data to be modeled and viewed in multiple dimensions. Dimensions are perspectives or entities with respect to which an organization wants to keep records. Each dimension has a table associated with it, called a dimension table, which further describes the dimension.

A multidimensional data model is typically organized around a central theme. This theme is represented by a fact table. The fact table contains the names of the facts, or measures, as well as keys to each of the related dimension tables.

FIGURE 2: A LOGICAL VIEW OF REPRESENTATION A MULTIDIMENSIONAL DATA MODEL IN AN OLAP CUBE



6. FRONT-END TOOLS

The multidimensional data model grew out of the view of business data popularized by spreadsheet programs that are extensively used by business analysts. One of the popular operations that are supported by the multidimensional spreadsheet is pivoting. Pivot also called rotate, is a visualization operation that rotates the data axes in view in order to provide an alternative presentation of the data. Other operations are roll-up, drill-down, slice and dice. The roll-up operation performs the aggregation on a data cube, either by climbing up the concept hierarchy for a dimension or by dimension reduction. Drill-down is the reverse of the roll-up. It navigates from less detailed data to more detailed data. The slice operation performs a selection on one dimension of the cube. The dice operation performs a selection on two or more dimensions.

7. DATA MINING

Data Mining is the extraction or "Mining" of knowledge from a large amount of data or data warehouse. To do this extraction data mining combines artificial intelligence, statistical analysis and database management systems to attempt to pull knowledge from stored data. Data mining is the process of applying intelligent methods to extract data patterns. This is done using the front-end tools. The spreadsheet is still the most compelling front-end application for OLAP. The challenges in supporting a query environment for OLAP can be crudely summarized as that of supporting spreadsheet operation effectively over large multi-gigabytes databases. To distinguish information extraction through data mining from that of a traditional database querying, the following main observation can be made. In a database application the queries issued are well defined to the level of what we want and the output is precise and is a subset of operational data. In data mining there is no standard query language and the queries are poorly defined. Thus the output is not precise and do not represent a subset of the database. Beside the data used not the operational data that represents the today transactions. For instance, during the process of building a data warehouse the operational data are summarized over different characteristics, such as borrowings during 3 months' period. Queries can be of the type of "identify all borrowers who have similar interest" or "items a member would frequently borrow along with movies", which is not a precise as the list of books borrowed by a member. The nature of the database and the query result in extracting non-subset of data. In supermarkets such relationships have already been identified using data mining. Thus related items such as "bread and milk" or "beer and potato chips" would be kept together. Mobile companies decide on peak hours, rates and special packages based similar market research. Users can use data mining techniques on the data warehouse to extract different kinds of information which would eventually assist the decision making process of an organization. Such knowledge could only be discovered through sharing experiences of librarians or by capturing the knowledge through database and integrating them as done when building DW. DSS tools assist users in discovering knowledge.

8. OLTP AND OLAP

Previously, the job of on-line operational systems was to perform transaction and process the query. So, they are also termed as OLTP. Data warehouse systems serve users or knowledge workers in the role of data analysis and decision-making. Such systems can organize and present data in various formats in order to accommodate the diverse needs of the different users. These systems are called OLAP systems.

PRE-REQUISITE OF DATA WAREHOUSING AND OLAP

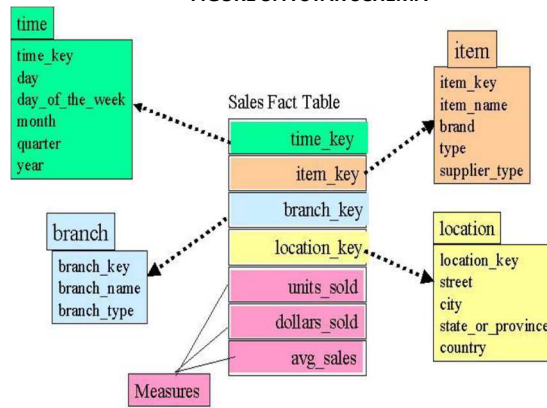
Data warehousing developed, despite the presence of operational databases due to following reasons:

- An operational database is designed and tuned from known tasks and workloads, such as indexing using primary keys, searching for particular records and optimizing 'canned queries'. As data warehouse queries are often complex, they involve the computation of large groups of data at summarized levels and may require the use of special data organization, access and implementation methods based on multidimensional views.
- An operational database supports the concurrent processing of multiple transactions. Concurrency control and recovery mechanisms, such as locking and logging are required to ensure the consistency and robustness of transactions. While and OLAP query often needs read-only access of data records for summarization and aggregation. Concurrency control and recovery mechanisms, if applied for such OLAP operations, may jeopardize the execution of concurrent transactions.
- Decision support requires historical data, whereas operational databases do not typically maintain historical data. So, the data in operational databases, though abundant, is always far from complete for decision-making.
- Decision support needs consolidation (such as aggregation and summarization) of data from heterogeneous sources; and operational databases contain only detailed raw data, which serves as base for decisions which are outputs of the decision process one has to identify the problem first to arrive at proper decision.

9. DATABASE DESIGN

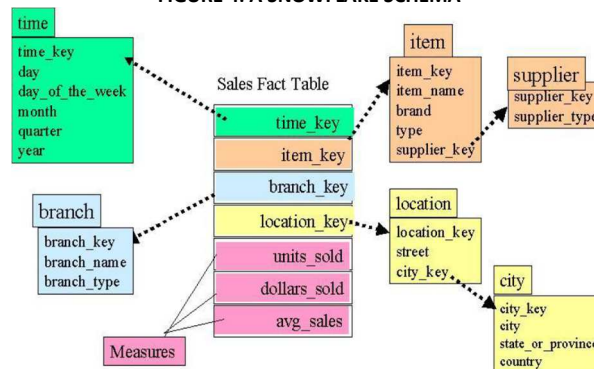
Most data warehouse use a star schema to represent the multidimensional data model. The database consists of a single fact table and a single table for each dimension. Each tuple in the fact table consists of a pointer to each of the dimension that provides its multidimensional coordinates and stores the numeric measures for that coordinates. Each dimension table consists of columns that correspond to attributes of the dimension.

FIGURE 3: A STAR SCHEMA



The Snowflake schema is the variant of the star schema model, where some dimension tables are normalized, thereby further splitting the data into additional tables. The resulting schema graph forms the shape similar to a snowflake.

FIGURE 4: A SNOWFLAKE SCHEMA



The major difference between the snowflake and star schema models is that the dimension table of the snowflake model may be kept in normalized form to reduce redundancies. Such a table is easy to maintain and saves storage space.

10. METADATA REPOSITORY

Metadata are data about data. When used in a data warehouse, metadata are the data that define warehouse objects. Metadata are created for the data names and definitions of the given warehouse. Administrative metadata includes all of the information necessary for setting up and using a warehouse; description of the source databases; back-end and front-end tools. Business metadata includes business terms and definitions; ownership of the data. Operational metadata includes information that is created during the operation of the warehouse; monitoring information such as usage statistics, error reports, and audit trails. Metadata repository is used to store and manage all the metadata associated with the warehouse. The repository enables the sharing of the metadata among tools and processing for designing, setting up, using, operating and administering a warehouse.

Metadata play a very different role than other data warehouse, and are important for many reasons. For example, metadata are used as a directory to help the decision support system analyst to locate the contents of the data warehouse, as a guide to the mapping of the data when the data are transformed from the operational environment to the data warehouse environment. So, metadata should be stored and managed persistently.

11. CONCLUSION

Data warehouses have become base for effective tool for taking effective decisions. how this help in strategic decision making, which are required to be taken by top management of organization to run it effectively and successfully reaching to achieve the objective of business. Next, is construction the architecture of the data warehouse and the process of a data warehouse design by integrating data from multiple heterogeneous sources to support and /or adhoc queries, analytical reporting and decision making. Data warehouses provide on-line analytical processing (OLAP) tools for the interactive analysis of multidimensional data of varied granularities, which facilitates effective data mining. Data warehousing and online analytical processing (OLAP) are essential elements of decision support, which has increasingly become a focus of the database industry. OLTP is customer-oriented and is used for transaction and query processing by clerks, clients and information technology professionals. The job of earlier on-line operational systems was to perform transaction and query processing. Data warehouse systems serve users or knowledge workers in the role of data analysis and decision making. Next is designing of data warehouses, data mining, distinguished between data warehouse and other techniques (OLAP, OLTP etc).

Data warehouse do not contain the current information. However, data warehouse brings high performance to the integrated heterogeneous database system. It can store and integrate historical information and support complex multidimensional queries. As a result, data warehousing has become very popular in industry.

12. ACKNOWLEDGMENT

Author would like to acknowledge and extend heartfelt gratitude to the following persons for their vital support which made the completion of this paper possible:

1. Sri. Anilkumar Hargargi, Faculty Member, Department of Management Studies & Research, Gulbarga University, Gulbarga.
2. Sri. Ganapati B. Sinnor, Asst. Professor, School of Business Studies, Central University of Karnataka, Gulbarga.

REFERENCES

1. Abiteboul, S.; Clue, S.; Milo, T.; Mogilevsky, P.; Simeon, J.: Tools for Data Translation and Integration.
2. Bernstein, P.A.; Dayal, U.: An Overview of Repository Technology.
3. Bouzeghoub, M.; Fabret, F.; Galhardas, H.; Pereira, J; Simon, E.; Matulovic, M.: Data Warehouse Refreshment.
4. Chaudhuri, S., Dayal, U.: An Overview of Data Warehousing and OLAP Technology.
5. Inmon, W.H.: Building the Data Warehouse

6. Jiawei Han, Micheline Kamber and Jian Pei: Data Mining Concepts and Techniques.
7. Jones, K." 'An Introduction to Data Warehousing: What are the Implications for the Network'. *International Journal of Network Management*.
8. Kimball, R.: The Data Warehouse Toolkit: Practical Techniques for Building Dimensional Data Warehouses.
9. Lee, J., Podlaseck, M., Schonberg, E. and Hoch, R.: 'Visualization and Analysis of Clickstream Data of Online Stores for Understanding Web Merchandising'. *Journal of Data Mining and Knowledge Discovery*.
10. Lee, M.L.; Lu, H.; Ling, T.W.; Ko, Y.T.: *Cleansing Data for Mining and Warehousing*.
11. March, S., Hevner, A.: 'Integrated Decision Support Systems: A data warehousing perspective'. *Decision Support Systems*.
12. Nemat, H. R., Steiger, D. M., Lyer, L. S. and Herschel R. T.: 'Knowledge Warehouse: an architectural integration of knowledge management, decision support, artificial intelligence and data warehousing'. *Decision Support Systems*.
13. Paulraj Ponniah: Data Warehousing Fundamentals.
14. Pieter Adriaans and Dolf Zanting: Data Mining.
15. S. Nagabhushana: Data Mining OLAP and Data Mining.
16. Sam Anahory and Dennis Murray: Data Warehousing in the Real World.
17. Subramanian, A., Smith, L. D., Nelson, A. C., Campbell, J. F. and Bird, D. A.: 'Strategic Planning for Data Warehousing'. *Information & Management*.
18. Summer, E. and Ali, D. L.: 'A Practical Guide for Implementing Data Warehousing'. *Computers and Industrial Engineering*.
19. Surajit Choudhary: Data Warehousing and OLAP technology.
20. Tseng, F. S. C. and Chou, A. Y. H.: 'The concept of document warehousing for multidimensional modelling of textual-based business intelligence'. *Decision Support Systems*.
21. Umeshwar Dayal: An overview of data warehousing and technology.
22. Vassiliadis, P., Bouzeghoub, M. and Quix, C.: 'Towards Quality-Oriented Data Warehouse Usage and Evolution'. *Information Systems*.
23. Wand, Y. and Wang, R.: 'Anchoring Data Quality Dimensions in Ontological Foundations'. *Communications of the ACM*.
24. Waston, H. J., Goodhue, D.L. and Wixom B. H.: 'The benefits of data warehousing: why some organizations realize exceptional payoffs'. *Information & Management*.
25. Watson, H. J., Haley, B.: 'Data warehousing: A framework and survey of current practices'. *Journal of Data Warehousing*.
26. Wixom, B. H. and Waston, H. J.: 'An Empirical Investigation of the Factors affecting Data Warehousing Success'.

WEBSITES

27. http://docs.oracle.com/cd/B10501_01/server.920/a96520/concept.htm
28. <http://lambda.uta.edu/cse6331/spring03/papers/dw1.pdf>
29. <http://research.microsoft.com/pubs/76058/sigrecord.pdf>
30. <http://system-services.com/dwintro.asp>
31. <http://www.123helpme.com/data-wharehouse-paper-view.asp?id=164499>
32. <http://www.1keydata.com/datawarehousing/dimensional.html>
33. <http://www.carolla.com/wp-dw.htm>
34. <http://www.cs.sunysb.edu/~cse634/presentations/DataWarehousing-part-1.pdf>
35. <http://www.peterindia.net/DataWarehousingView.html>
36. <http://www.peterindia.net/DataWarehousingView.html>

REQUEST FOR FEEDBACK

Dear Readers

At the very outset, International Journal of Research in Computer Application & Management (IJRCM) acknowledges & appreciates your efforts in showing interest in our present issue under your kind perusal.

I would like to request you to supply your critical comments and suggestions about the material published in this issue, as well as on the journal as a whole, on our e-mail infoijrcm@gmail.com for further improvements in the interest of research.

If you have any queries, please feel free to contact us on our e-mail infoijrcm@gmail.com.

I am sure that your feedback and deliberations would make future issues better – a result of our joint effort.

Looking forward to an appropriate consideration.

With sincere regards

Thanking you profoundly

Academically yours

Sd/-

Co-ordinator

DISCLAIMER

The information and opinions presented in the Journal reflect the views of the authors and not of the Journal or its Editorial Board or the Publishers/Editors. Publication does not constitute endorsement by the journal. Neither the Journal nor its publishers/Editors/Editorial Board nor anyone else involved in creating, producing or delivering the journal or the materials contained therein, assumes any liability or responsibility for the accuracy, completeness, or usefulness of any information provided in the journal, nor shall they be liable for any direct, indirect, incidental, special, consequential or punitive damages arising out of the use of information/material contained in the journal. The journal, neither its publishers/Editors/ Editorial Board, nor any other party involved in the preparation of material contained in the journal represents or warrants that the information contained herein is in every respect accurate or complete, and they are not responsible for any errors or omissions or for the results obtained from the use of such material. Readers are encouraged to confirm the information contained herein with other sources. The responsibility of the contents and the opinions expressed in this journal are exclusively of the author (s) concerned.

ABOUT THE JOURNAL

In this age of Commerce, Economics, Computer, I.T. & Management and cut throat competition, a group of intellectuals felt the need to have some platform, where young and budding managers and academicians could express their views and discuss the problems among their peers. This journal was conceived with this noble intention in view. This journal has been introduced to give an opportunity for expressing refined and innovative ideas in this field. It is our humble endeavour to provide a springboard to the upcoming specialists and give a chance to know about the latest in the sphere of research and knowledge. We have taken a small step and we hope that with the active co-operation of like-minded scholars, we shall be able to serve the society with our humble efforts.

Our Other Journals

