

INTERNATIONAL JOURNAL OF RESEARCH IN COMPUTER APPLICATION & MANAGEMENT

IJR
CM



A Monthly Double-Blind Peer Reviewed (Refereed/Juried) Open Access International e-Journal - Included in the International Serial Directories

Indexed & Listed at:

Ulrich's Periodicals Directory ©, ProQuest, U.S.A., EBSCO Publishing, U.S.A., Cabell's Directories of Publishing Opportunities, U.S.A., Google Scholar,

Open J-Gate, India [link of the same is duly available at Infibnet of University Grants Commission (U.G.C.)],

Index Copernicus Publishers Panel, Poland with IC Value of 5.09 & number of libraries all around the world.

Circulated all over the world & Google has verified that scholars of more than 5220 Cities in 187 countries/territories are visiting our journal on regular basis.

Ground Floor, Building No. 1041-C-1, Devi Bhawan Bazar, JAGADHRI – 135 003, Yamunanagar, Haryana, INDIA

<http://ijrcm.org.in/>

CONTENTS

Sr. No.	TITLE & NAME OF THE AUTHOR (S)	Page No.
1.	BUSINESS CORRESPONDENT MODEL AND ITS CONTRIBUTION IN PROMOTING FINANCIAL INCLUSION IN INDIA <i>H. N. SHYLAJA, DR. H. N. SHIVAPRASAD & GAVISIDDANAGOUDA</i>	1
2.	A STUDY ON PERFORMANCE OF INDIAN MUTUAL FUND SCHEMES INVESTING IN OVERSEAS SECURITIES AND INVESTOR AWARENESS OF SUCH SCHEMES <i>DR. SMITA SHUKLA</i>	7
3.	FINANCIAL INCLUSION - OPPORTUNITIES AND CHALLENGES <i>T R BISHNOI & SOFIA DEVI</i>	15
4.	MAKE IN INDIA – OPPORTUNITIES AND CHALLENGES ON CONSUMPTION OF POWER SAVING DEVICES <i>DR. ASHOK SHRIPADRAO KURTKOTI</i>	21
5.	STUDY TO UNDERSTAND LINKAGE BETWEEN STORE IMAGE AND STORE LOYALTY FOR APPAREL RETAILERS IN INDIA <i>DR. ARADHANA GANDHI</i>	27
6.	“MAKE IN INDIA” IN THE DEFENCE SECTOR: ROLE OF FDI <i>SHAILESH BHOITE & DR. ASHA NAGENDRA</i>	33
7.	CUSTOMERS’ PERCEPTION TOWARDS SELECT NON-GEAR VEHICLES IN NORTH GOA: A COMPARATIVE STUDY <i>DR. GAJANAN MADIWAL</i>	40
8.	MAKE IN INDIA – OPPORTUNITY FOR MANUFACTURING INDUSTRY IN NAVAL SHIPBUILDING <i>CDR. ALOK BHAGWAT & DR. PRADNYA CHITRAO</i>	43
9.	APPROACHES AND VIEWS TOWARDS CORPORATE SOCIAL RESPONSIBILITY: A CONCEPTUAL STUDY <i>DR. DHANANJAY AWASARIKAR</i>	47
10.	MAKE IN INDIA – OPPORTUNITIES AND CHALLENGES <i>DEEPA NATHWANI</i>	51
11.	BUILDING AN AYURVEDA THERAPY DATA WAREHOUSE FOR CANCER TREATMENT <i>DEEPA NYAYADHISH, DR. PRAMOD DEO & DR. GAJANAN PURANIK</i>	55
12.	INVESTMENT AVENUES AND FACTORS AFFECTING INVESTORS DECISION IN INDIA <i>ARUNA R. SHET</i>	59
13.	LUCKNOW CYCLE TRACKS: A PROJECT THAT WENT LIKE A BOMB OR SIMPLY BOMBED? <i>ABHA R DIXIT</i>	62
14.	DETERMINANTS OF TAX COMPLIANCE BEHAVIOR: AMONG CATEGORY “A” AND “B” TAXPAYERS IN HOSANNA TOWN <i>DEREJE LEMMA LALISHO</i>	67
15.	THE EFFECT OF FACEBOOK ADVERTISING ON NIGERIAN STUDENTS’ PURCHASING BEHAVIOUR <i>QARIBU YAHAYA NASIDI</i>	73
16.	INFRASTRUCTURE AND TALENT MANAGEMENT IN TECHNOPARK, TRIVANDRUM <i>R. JOLLY ROSALIND SILVA</i>	77
17.	INVENTORY MANAGEMENT AT POINTS OF SALE: EXPLORING AND ANALYZING THE TRENDS IN INDIAN PAINT INDUSTRY <i>RAHUL GANDHI BURRA & DR. BHARAT MEGHE</i>	79
18.	POTENTIAL OF JAMMU AND KASHMIR TOURISM: SPECIAL REFERENCE TO MUGHAL ROAD AREA <i>JAHANGIR AHMAD MALIK</i>	82
19.	GENERAL ASSESSMENT OF MGNREGA IN HIMACHAL PRADESH: A STUDY OF MANDI DISTRICT <i>KHEM RAJ</i>	86
20.	A COMPREHENSIVE SURVEY ON THE EXPORT OF BOVINE MEAT IN INDIA <i>C. SAI SRUJAN & A.L.P MRIDULA</i>	90
	REQUEST FOR FEEDBACK & DISCLAIMER	94

CHIEF PATRON

PROF. K. K. AGGARWAL

Chairman, Malaviya National Institute of Technology, Jaipur
(An institute of National Importance & fully funded by Ministry of Human Resource Development, Government of India)
Chancellor, K. R. Mangalam University, Gurgaon
Chancellor, Lingaya's University, Faridabad
Founder Vice-Chancellor (1998-2008), Guru Gobind Singh Indraprastha University, Delhi
Ex. Pro Vice-Chancellor, Guru Jambheshwar University, Hisar

FOUNDER PATRON

LATE SH. RAM BHAJAN AGGARWAL

Former State Minister for Home & Tourism, Government of Haryana
Former Vice-President, Dadri Education Society, Charkhi Dadri
Former President, Chinar Syntex Ltd. (Textile Mills), Bhiwani

FORMER CO-ORDINATOR

DR. S. GARG

Faculty, Shree Ram Institute of Business & Management, Urjani

ADVISORS

PROF. M. S. SENAM RAJU

Director A. C. D., School of Management Studies, I.G.N.O.U., New Delhi

PROF. S. L. MAHANDRU

Principal (Retd.), Maharaja Agrasen College, Jagadhri

EDITOR

PROF. R. K. SHARMA

Professor, Bharti Vidyapeeth University Institute of Management & Research, New Delhi

EDITORIAL ADVISORY BOARD

DR. RAJESH MODI

Faculty, Yanbu Industrial College, Kingdom of Saudi Arabia

PROF. PARVEEN KUMAR

Director, M.C.A., Meerut Institute of Engineering & Technology, Meerut, U. P.

PROF. H. R. SHARMA

Director, Chhatrapati Shivaji Institute of Technology, Durg, C.G.

PROF. MANOHAR LAL

Director & Chairman, School of Information & Computer Sciences, I.G.N.O.U., New Delhi

PROF. ANIL K. SAINI

Chairperson (CRC), Guru Gobind Singh I. P. University, Delhi

PROF. R. K. CHOUDHARY

Director, Asia Pacific Institute of Information Technology, Panipat

DR. ASHWANI KUSH

Head, Computer Science, University College, Kurukshetra University, Kurukshetra

DR. BHARAT BHUSHAN

Head, Department of Computer Science & Applications, Guru Nanak Khalsa College, Yamunanagar

DR. VIJAYPAL SINGH DHAKA

Dean (Academics), Rajasthan Institute of Engineering & Technology, Jaipur

DR. SAMBHAVNA

Faculty, I.I.T.M., Delhi

DR. MOHINDER CHAND

Associate Professor, Kurukshetra University, Kurukshetra

DR. MOHENDER KUMAR GUPTA

Associate Professor, P. J. L. N. Government College, Faridabad

DR. SHIVAKUMAR DEENE

Asst. Professor, Dept. of Commerce, School of Business Studies, Central University of Karnataka, Gulbarga

DR. BHAVET

Faculty, Shree Ram Institute of Engineering & Technology, Urjani

ASSOCIATE EDITORS

PROF. ABHAY BANSAL

Head, Department of Information Technology, Amity School of Engineering & Technology, Amity University, Noida

PROF. NAWAB ALI KHAN

Department of Commerce, Aligarh Muslim University, Aligarh, U.P.

ASHISH CHOPRA

Sr. Lecturer, Doon Valley Institute of Engineering & Technology, Karnal

FORMER TECHNICAL ADVISOR

AMITA

Faculty, Government M. S., Mohali

FINANCIAL ADVISORS

DICKIN GOYAL

Advocate & Tax Adviser, Panchkula

NEENA

Investment Consultant, Chambaghat, Solan, Himachal Pradesh

LEGAL ADVISORS

JITENDER S. CHAHAL

Advocate, Punjab & Haryana High Court, Chandigarh U.T.

CHANDER BHUSHAN SHARMA

Advocate & Consultant, District Courts, Yamunanagar at Jagadhri

SUPERINTENDENT

SURENDER KUMAR POONIA

CALL FOR MANUSCRIPTS

We invite unpublished novel, original, empirical and high quality research work pertaining to the recent developments & practices in the areas of Computer Science & Applications; Commerce; Business; Finance; Marketing; Human Resource Management; General Management; Banking; Economics; Tourism Administration & Management; Education; Law; Library & Information Science; Defence & Strategic Studies; Electronic Science; Corporate Governance; Industrial Relations; and emerging paradigms in allied subjects like Accounting; Accounting Information Systems; Accounting Theory & Practice; Auditing; Behavioral Accounting; Behavioral Economics; Corporate Finance; Cost Accounting; Econometrics; Economic Development; Economic History; Financial Institutions & Markets; Financial Services; Fiscal Policy; Government & Non Profit Accounting; Industrial Organization; International Economics & Trade; International Finance; Macro Economics; Micro Economics; Rural Economics; Co-operation; Demography; Development Planning; Development Studies; Applied Economics; Development Economics; Business Economics; Monetary Policy; Public Policy Economics; Real Estate; Regional Economics; Political Science; Continuing Education; Labour Welfare; Philosophy; Psychology; Sociology; Tax Accounting; Advertising & Promotion Management; Management Information Systems (MIS); Business Law; Public Responsibility & Ethics; Communication; Direct Marketing; E-Commerce; Global Business; Health Care Administration; Labour Relations & Human Resource Management; Marketing Research; Marketing Theory & Applications; Non-Profit Organizations; Office Administration/Management; Operations Research/Statistics; Organizational Behavior & Theory; Organizational Development; Production/Operations; International Relations; Human Rights & Duties; Public Administration; Population Studies; Purchasing/Materials Management; Retailing; Sales/Selling; Services; Small Business Entrepreneurship; Strategic Management Policy; Technology/Innovation; Tourism & Hospitality; Transportation Distribution; Algorithms; Artificial Intelligence; Compilers & Translation; Computer Aided Design (CAD); Computer Aided Manufacturing; Computer Graphics; Computer Organization & Architecture; Database Structures & Systems; Discrete Structures; Internet; Management Information Systems; Modeling & Simulation; Neural Systems/Neural Networks; Numerical Analysis/Scientific Computing; Object Oriented Programming; Operating Systems; Programming Languages; Robotics; Symbolic & Formal Logic; Web Design and emerging paradigms in allied subjects.

Anybody can submit the **soft copy** of unpublished novel; original; empirical and high quality **research work/manuscript** **anytime** in **M.S. Word format** after preparing the same as per our **GUIDELINES FOR SUBMISSION**; at our email address i.e. infoijrcm@gmail.com or online by clicking the link **online submission** as given on our website (**[FOR ONLINE SUBMISSION, CLICK HERE](#)**).

GUIDELINES FOR SUBMISSION OF MANUSCRIPT

1. **COVERING LETTER FOR SUBMISSION:**

DATED: _____

THE EDITOR

IJRCM

Subject: SUBMISSION OF MANUSCRIPT IN THE AREA OF _____.

(e.g. Finance/Mkt./HRM/General Mgt./Engineering/Economics/Computer/IT/ Education/Psychology/Law/Math/other, please specify)

DEAR SIR/MADAM

Please find my submission of manuscript titled ' _____ ' for likely publication in one of your journals.

I hereby affirm that the contents of this manuscript are original. Furthermore, it has neither been published anywhere in any language fully or partly, nor it is under review for publication elsewhere.

I affirm that all the co-authors of this manuscript have seen the submitted version of the manuscript and have agreed to inclusion of their names as co-authors.

Also, if my/our manuscript is accepted, I agree to comply with the formalities as given on the website of the journal. The Journal has discretion to publish our contribution in any of its journals.

NAME OF CORRESPONDING AUTHOR

Designation/Post*

Institution/College/University with full address & Pin Code

Residential address with Pin Code

Mobile Number (s) with country ISD code

Is WhatsApp or Viber active on your above noted Mobile Number (Yes/No)

Landline Number (s) with country ISD code

E-mail Address

Alternate E-mail Address

Nationality

* i.e. Alumnus (Male Alumni), Alumna (Female Alumni), Student, Research Scholar (M. Phil), Research Scholar (Ph. D.), JRF, Research Assistant, Assistant Lecturer, Lecturer, Senior Lecturer, Junior Assistant Professor, Assistant Professor, Senior Assistant Professor, Co-ordinator, Reader, Associate Professor, Professor, Head, Vice-Principal, Dy. Director, Principal, Director, Dean, President, Vice Chancellor, Industry Designation etc. **The qualification of author is not acceptable for the purpose.**

NOTES:

- a) The whole manuscript has to be in **ONE MS WORD FILE** only, which will start from the covering letter, inside the manuscript. **pdf. version is liable to be rejected without any consideration.**
 - b) The sender is required to mention the following in the **SUBJECT COLUMN of the mail**:
New Manuscript for Review in the area of (e.g. Finance/Marketing/HRM/General Mgt./Engineering/Economics/Computer/IT/ Education/Psychology/Law/Math/other, please specify)
 - c) There is no need to give any text in the body of the mail, except the cases where the author wishes to give any **specific message** w.r.t. to the manuscript.
 - d) The total size of the file containing the manuscript is expected to be below **1000 KB**.
 - e) Only the **Abstract will not be considered for review** and the author is required to submit the **complete manuscript** in the first instance.
 - f) **The journal gives acknowledgement w.r.t. the receipt of every email within twenty-four hours** and in case of non-receipt of acknowledgment from the journal, w.r.t. the submission of the manuscript, within two days of its submission, the corresponding author is required to demand for the same by sending a separate mail to the journal.
 - g) The author (s) name or details should not appear anywhere on the body of the manuscript, except on the covering letter and the cover page of the manuscript, in the manner as mentioned in the guidelines.
2. **MANUSCRIPT TITLE:** The title of the paper should be typed in **bold letters, centered and fully capitalised**.
 3. **AUTHOR NAME (S) & AFFILIATIONS:** Author (s) **name, designation, affiliation (s), address, mobile/landline number (s), and email/alternate email address** should be given underneath the title.
 4. **ACKNOWLEDGMENTS:** Acknowledgements can be given to reviewers, guides, funding institutions, etc., if any.
 5. **ABSTRACT:** Abstract should be in **fully italic printing**, ranging between **150 to 300 words**. The abstract must be informative and elucidating the background, aims, methods, results & conclusion in a **SINGLE PARA**. **Abbreviations must be mentioned in full**.
 6. **KEYWORDS:** Abstract must be followed by a list of keywords, subject to the maximum of **five**. These should be arranged in alphabetic order separated by commas and full stop at the end. All words of the keywords, including the first one should be in small letters, except special words e.g. name of the Countries, abbreviations etc.
 7. **JEL CODE:** Provide the appropriate Journal of Economic Literature Classification System code (s). JEL codes are available at www.aea-web.org/econlit/jelCodes.php. However, mentioning of JEL Code is not mandatory.
 8. **MANUSCRIPT:** Manuscript must be in **BRITISH ENGLISH** prepared on a standard A4 size **PORTRAIT SETTING PAPER**. **It should be free from any errors i.e. grammatical, spelling or punctuation. It must be thoroughly edited at your end.**
 9. **HEADINGS:** All the headings must be bold-faced, aligned left and fully capitalised. Leave a blank line before each heading.
 10. **SUB-HEADINGS:** All the sub-headings must be bold-faced, aligned left and fully capitalised.
 11. **MAIN TEXT:**

THE MAIN TEXT SHOULD FOLLOW THE FOLLOWING SEQUENCE:**INTRODUCTION****REVIEW OF LITERATURE****NEED/IMPORTANCE OF THE STUDY****STATEMENT OF THE PROBLEM****OBJECTIVES****HYPOTHESIS (ES)****RESEARCH METHODOLOGY****RESULTS & DISCUSSION****FINDINGS****RECOMMENDATIONS/SUGGESTIONS****CONCLUSIONS****LIMITATIONS****SCOPE FOR FURTHER RESEARCH****REFERENCES****APPENDIX/ANNEXURE****The manuscript should preferably be in 2000 to 5000 WORDS, But the limits can vary depending on the nature of the manuscript.**

12. **FIGURES & TABLES:** These should be simple, crystal **CLEAR, centered, separately numbered** & self-explained, and the **titles must be above the table/figure. Sources of data should be mentioned below the table/figure. It should be ensured that the tables/figures are referred to from the main text.**
13. **EQUATIONS/FORMULAE:** These should be consecutively numbered in parenthesis, left aligned with equation/formulae number placed at the right. The equation editor provided with standard versions of Microsoft Word may be utilised. If any other equation editor is utilised, author must confirm that these equations may be viewed and edited in versions of Microsoft Office that does not have the editor.
14. **ACRONYMS:** These should not be used in the abstract. The use of acronyms is elsewhere is acceptable. Acronyms should be defined on its first use in each section e.g. Reserve Bank of India (RBI). Acronyms should be redefined on first use in subsequent sections.
15. **REFERENCES:** The list of all references should be alphabetically arranged. **The author (s) should mention only the actually utilised references in the preparation of manuscript** and they may follow Harvard Style of Referencing. **Also check to ensure that everything that you are including in the reference section is duly cited in the paper.** The author (s) are supposed to follow the references as per the following:
 - All works cited in the text (including sources for tables and figures) should be listed alphabetically.
 - Use (ed.) for one editor, and (ed.s) for multiple editors.
 - When listing two or more works by one author, use --- (20xx), such as after Kohl (1997), use --- (2001), etc., in chronologically ascending order.
 - Indicate (opening and closing) page numbers for articles in journals and for chapters in books.
 - The title of books and journals should be in italic printing. Double quotation marks are used for titles of journal articles, book chapters, dissertations, reports, working papers, unpublished material, etc.
 - For titles in a language other than English, provide an English translation in parenthesis.
 - **Headers, footers, endnotes and footnotes should not be used in the document.** However, **you can mention short notes to elucidate some specific point**, which may be placed in number orders before the references.

PLEASE USE THE FOLLOWING FOR STYLE AND PUNCTUATION IN REFERENCES:

BOOKS

- Bowersox, Donald J., Closs, David J., (1996), "Logistical Management." Tata McGraw, Hill, New Delhi.
- Hunker, H.L. and A.J. Wright (1963), "Factors of Industrial Location in Ohio" Ohio State University, Nigeria.

CONTRIBUTIONS TO BOOKS

- Sharma T., Kwatra, G. (2008) Effectiveness of Social Advertising: A Study of Selected Campaigns, Corporate Social Responsibility, Edited by David Crowther & Nicholas Capaldi, Ashgate Research Companion to Corporate Social Responsibility, Chapter 15, pp 287-303.

JOURNAL AND OTHER ARTICLES

- Schemenner, R.W., Huber, J.C. and Cook, R.L. (1987), "Geographic Differences and the Location of New Manufacturing Facilities," Journal of Urban Economics, Vol. 21, No. 1, pp. 83-104.

CONFERENCE PAPERS

- Garg, Sambhav (2011): "Business Ethics" Paper presented at the Annual International Conference for the All India Management Association, New Delhi, India, 19-23

UNPUBLISHED DISSERTATIONS

- Kumar S. (2011): "Customer Value: A Comparative Study of Rural and Urban Customers," Thesis, Kurukshetra University, Kurukshetra.

ONLINE RESOURCES

- Always indicate the date that the source was accessed, as online resources are frequently updated or removed.

WEBSITES

- Garg, Bhavet (2011): Towards a New Gas Policy, Political Weekly, Viewed on January 01, 2012 <http://epw.in/user/viewabstract.jsp>

A STUDY ON PERFORMANCE OF INDIAN MUTUAL FUND SCHEMES INVESTING IN OVERSEAS SECURITIES AND INVESTOR AWARENESS OF SUCH SCHEMES

DR. SMITA SHUKLA
PROFESSOR & I/C DIRECTOR
ALKESH DINESH MODY INSTITUTE FOR FINANCIAL AND MANAGEMENT STUDIES
MUMBAI

ABSTRACT

This paper categorizes mutual fund schemes on the basis of their investment portfolio and focus on comparing the returns on Overseas Mutual Fund Schemes in comparison to similar portfolio schemes and return on them generated in India, US and China. This paper also includes primary study to understand investment preferences of individuals and reasons for Overseas Mutual Fund schemes not gaining popularity in India.

KEYWORDS

mutual fund, overseas, hybrid, portfolio.

1. INTRODUCTION

A Mutual Fund can be termed to be a financially intermediary that pools funds of investors who have same general investment objectives. It then on behalf of such investors invests funds into different types of financial securities. Such pooled funds provide investors with proportional ownership of diversified portfolio which the Mutual fund owns and manages. Mutual funds are managed by professional fund manager who invests the money on behalf of the investors by buying / selling stocks, bonds etc.

There are many reasons that encourage investors to invest through Mutual Funds. Some broad reasons are as follows:

An informed investor needs to do research before investing. However, many retail investors find it cumbersome and time consuming. Mutual fund scheme provides opportunity of investing and the fund takes the responsibility of investing in stocks and shares after due analysis and research. The investor also does not need not bother about researching hundreds of stocks as same is done professionally by fund management team on continuous basis

Mutual funds also offer diversification. An investor's money is invested by the mutual fund in a variety of shares, bonds and other securities thus diversifying the investor's portfolio across different companies and sectors. This diversification helps in reducing the overall risk of the portfolio. It is also less expensive to invest in a mutual fund since the minimum investment amount in mutual fund units is fairly low.

Mutual Fund investment reduces overall risk for retail investor who is intending to invest in securities market. Mutual funds also provide investors with flexibility and variety in terms of investment options in financial securities. This is possible on account of varied schemes of Mutual Funds. Certain Mutual Fund investment schemes also provide tax benefit. For example, tax advantage is available in India when investors invest in ELSS (Equity linked Saving Schemes)

On account of above stated factors Mutual Funds have become popular investment vehicles worldwide.

2. OPENING OF INVESTMENT WINDOW FOR INDIAN MUTUAL FUNDS MARKETS INTENDING TO INVEST OVERSEAS

During the budget speech for the Financial Year 2007-08, the Finance Minister of India had announced that the mutual fund houses in India would be permitted to invest in overseas securities. Accordingly, the Securities and Exchange Board of India (SEBI), the Regulator for the Capital market and Mutual Funds, issued a circular in this regard (dated September 26, 2007) with the captioned subject "Overseas Investments by Mutual Funds".

As per provisions Overseas Investments by Mutual Funds were permitted. The Aggregate ceiling limit for Mutual Funds registered with SEBI for investment abroad was decided at USD 5 billion per annum. Through the guidelines Mutual Funds registered with SEBI were permitted to invest in following instruments;

- ADR's/GDR's issued by Indian or Foreign companies
- Equity of Overseas companies listed on recognized stock exchanges overseas.
- Initial and follow on public offerings for listings at recognized Stock Exchanges Overseas.
- Foreign debt securities in countries with fully convertible currencies, short term and long term debt instruments with rating not below investment grade by accredited/ registered credit rating agencies.
- Money Market instruments rated not below investment grade
- Repos in the form of investment where the counterparty is not rated below the investment grade (Such Repo transactions should not involve borrowing of funds by Mutual Funds)
- Government securities where countries are not below investment grade
- Derivatives traded on recognized stock exchanges overseas for hedging and portfolio balancing with underlying as securities
- Short term deposits with banks overseas where the issuer is rated not below investment grade
- Units/ securities issued by Overseas Mutual Funds or Unit Trusts registered with overseas regulators investing in (a) aforesaid securities (b) Real Estate Investment Trusts (REIT's) listed in recognized stock exchanges (c) unlisted overseas securities (not exceeding 10% of their net assets
- Overall ceiling limit for investment in overseas ETF's that invest in Securities was fixed at USD 1 billion

It was further specified in the guidelines that Mutual Funds shall appoint a Dedicated Fund Manager for making the overseas investments. SEBI also advised boards of Asset Management Companies and Trustees to exercise due diligence in making the investment decision.

SEBI vide its follow on circular dated 8th April 2008 enhanced the aggregate overseas investment limit to USD 7 billion.

Post issue of enabling circulars several mutual funds have launched various schemes providing for investments in overseas securities / overseas ETFs.

3. RANKING OF MUTUAL FUNDS SCHEMES AS PER ASSET UNDER MANAGEMENT

Mutual Funds schemes investing abroad have least Asset under Management. This indicates that in spite of existing market and plethora of schemes under this category they are not being preferred by Investors.

TABLE 1: RANKING OF MUTUAL FUND SCHEMES AS PER AUM [As On June 30, 2015]

Types of Schemes	AUM (Rs. Cr)	Rank in Order of AUM
Debt Oriented	530341.83	1
Equity Oriented	372313.1	2
Liquid/Money Market	206978.7	3
Balanced	32259.47	4
Gilt	15192.75	5
ETF	13838.56	6
Fund of Funds investing Overseas	2369.48	7
Grand Total	1173293.88	

Source: AMFI

This paper is an attempt to understand Performance of Indian Mutual Fund Schemes Investing in Overseas Securities and Investor Awareness of Such Schemes.

4. ADVANTAGES AND DISADVANTAGES OF INVESTING OVERSEAS SECURITIES THROUGH MUTUAL FUNDS

The biggest advantage of investing in overseas funds is that an investor can spread money among several markets. This leads to both diversification as well as hedging risk by spreading investment across mix of securities and markets. Individual economies may be subjected to economic cycles. By investing investment across several economies the returns tend to be smoother. Overseas investment options also provide opportunity to invest in select markets / regions (if so desired). For example, investment in China, Brazil, South America etc. In nutshell following are the advantages of investing in overseas securities.

- Overseas mutual fund schemes help in investing in overseas equity with little exposure to country specific risks including that of country specific business cycles.
- Such funds provide opportunity to invest in securities worldwide through expert intervention (read mutual funds)
- Investing in Global Funds diversifies the risk of investors
- Investing in Global funds also provides hedging for country risk
- Such investments also allow investor to invest in some specific desired global markets / regions.

DIS-ADVANTAGES OF INVESTING IN OVERSEAS MUTUAL FUNDS

- **Currency Risk:** Downside of investment in overseas securities is currency risk. As overseas investment funds invest abroad in foreign securities such an investment is done in foreign currency. Thus rupee returns emanating from such investments may be impacted on account of changes in Rupee value in comparison to other currencies.
- **Tax Implications:** Overseas investment can also complicate tax impact. Capital gain from the funds investing in overseas market are treated same way as long term capital gains from debt funds. However, if the holding period is less than a year then profit is added to the investor income for the year and taxed according to his/her tax bracket.
- **Information Risk:** Investment in overseas markets is far more complex than investing in domestic markets on account of limited understanding of these markets. Investor on account of same sometimes fails to guess economic and political changes in such overseas markets.

5. OVERSEAS INVESTMENT BY MUTUAL FUNDS – TYPES OF FUNDS

There are broadly four types of overseas funds that are providing overseas investment opportunity to investors. These types are:

1. Direct fund investment in overseas markets
2. Fund of Funds that invest in several other mutual funds to achieve international exposure
3. Funds that use feeder route. A feeder fund is an investment fund which does almost all of its investments through a master fund via a master-feeder relationship. It is a situation similar to a fund of funds, except that the master fund performs all the investments.
4. Hybrid funds – Hybrid global funds invest sixty to seventy percent of their corpus in domestic companies and the balance in overseas market.

Almost all overseas funds scheme available in India are investing in Equity and are providing two options to their investors; (i) Growth (ii) Dividend.

Growth Scheme does not provide short term returns to the investor. Payments under fund investment in form of Dividend, interest, gains, bonus are not received by the fund investors. Returns accrue only on selling the units. Gain here is the difference in value of purchase and sale of unit at its NAV (Net Asset Value).

Dividend Scheme on the other hand provides returns to the investors at periodic intervals. However, intervals may not be certain and the dividend amount is not fixed. NAV of dividend schemes is lower than growth schemes as the earnings are not reinvested in the Dividend scheme while they are reinvested in case of Growth scheme thereby providing advantage of compounding to its investors. As per AMFI data less than 10% of Indian Households invest in Mutual Funds. Again from the investment data on investment in various mutual fund schemes highlights that corporate and retail participation in overseas investments through mutual funds is very low (table 1). It is clear that such an investment option requires greater visibility in terms the return advantage associated with such funds. In this chapter an attempt is being made to highlight the returns that select mutual fund schemes are generating for their investors over the years.

6. ANALYSIS OF MUTUAL FUND SCHEMES INVESTING ABROAD

For the purpose of this study top 20 (twenty) best performing mutual fund schemes have been selected and analysed in greater detail for evaluating returns earned by the scheme. For analysis purpose the study has used secondary data available on these schemes. The data sources are Value Research online, Morning Star, and Money Control etc.

Following table carries details of the funds that have given best average annualized returns (%) over preceding three-year period. The data table given below highlights top twenty schemes that have given best 3 year return in comparison to CNX Nifty. This category of funds includes all types of Overseas Portfolio Mutual Funds that is;

- I. Direct fund investing in overseas markets
- II. Fund of Funds that are investing in several other mutual funds to achieve international exposure
- III. Funds that use feeder route.
- IV. Hybrid funds – Hybrid global funds invest sixty to seventy percent of their corpus in domestic companies and the balance in overseas market.

TABLE 2: TWENTY (20) BEST OVERSEAS FUNDS ON BASIS OF AVERAGE ANNUALIZED RETURNS [%]

Rank	Scheme	AUM	Return Year 1	Return Year 2	Return Year 3	Average Annualized Returns
1	TATA growing Economies Infrastructure Fund Plan B (G)	52.68	48.6	26.8	16.4	30.6
2	Mirae India China Consumption Fund (G)	32.71	23.9	30.8	25.2	26.6
3	ICICI Prudential Indo Asia Equity – Retail Plan (G)	148.38	18	33.1	25.6	25.56
4	ICICI Indo Asia Equity – Institutional Plan	N.A.	18	33.1	25.6	25.56
5	MotilalOswal Most Shares NASDAQ 100 ETF	70.70	21.6	26.2	25.5	24.43
6	Franklin India Feeder - Franklin US Opportunities Fund	680.45	20.9	20.4	25.2	22.16
7	L&T Indo Asia Fund (G)	259.82	17	23.4	19.3	19.9
8	TATA Indo Global Infrastructure Fund	67.09	47.7	17.0	15.0	17.83
9	Birla Sun Life International Equity – Plan B (G)	111.79	12.4	21	16.5	16.3
10	ICICI Prudential US Blue-chip Equity (G)	169.01	9.3	15.5	21.4	15.4
11	JP Morgan Greater China Equity Plan	114.18	11.1	15.1	19	15.06
12	DSP Blackrock US Flexible Equity Fund (G)	69.32	11.1	14.3	19.6	15
13	Goldman Sachs Hang Seng Exchange Traded Scheme	7.83	7.6	12.5	15.6	11.9
14	TATA Growing Economies Infrastructure Fund (G)	16.19	21.2	17.2	15.1	11
15	Mirae China Advantage Fund	18.75	5.4	13.5	13.1	10.66
16	Birla Sunlife International Equity – Plan A (G)	62.28	6.6	8.5	13.7	9.6
17	Deutsche Invest – Top Euroland (G)	33.84	5.2	7.1	13.3	8.53
18	Birla Sun Life Commodity Equity – GAP- Retail Plan (G)	10.70	6	9.6	7.4	7.66
19	Birla Sun Life Global Real Estate - Retail Plan (G)	23.85	3.6	7.2	9.1	6.63
20	DSP Blackrock World – World Agriculture (G)	32.47	2.2	5.6	9.1	5.6
Return Sensex			5.7	18.6	17.2	13.83
Return Nifty			7.5	19.8	17.2	14.83

It can be thus seen that all categories of overseas investment mutual funds are present in India. Varied formats in which they are operating are;

- As Direct Investment Fund
- As Fund of Funds
- As Feeder Fund
- As Hybrid Fund

Observation: It can be seen that most of the funds that have given good returns over market indices are the ones that are investing in either Emerging Market Companies from markets like China, South Africa, South Korea, India, Taiwan etc or the funds that have invested top performing US Companies.

7. COMPARISON - RETURNS OF INDIAN OVERSEAS MUTUAL FUNDS SCHEMES WITH THAT OF SIMILAR SCHEMES IN INDIA, USA AND CHINA

For facilitating logical comparison of Mutual Fund Schemes across markets following considerations have been made:

1. For the purpose of comparison only Equity Funds are being considered as Overseas Mutual Funds from India predominantly have Equity Portfolio.
2. Comparison is being made between three markets only. They are India, USA and China.
3. Reason for selection of USA is that has highly sophisticated and well developed mutual fund market in world.
4. China is second country for the comparison of global returns as it is second largest economy after USA. It is also an Emerging Market that has attracted/enjoyed maximum global investment attention in recent years
5. For USA Large blend Mutual Fund portfolios are considered as in US market Equity Mutual Fund Portfolios are further divided into Large Cap, Mid Cap, and Small Cap etc. Large blend portfolios were selected for comparison as Large-blend portfolios are fairly representative of the overall U.S. stock market in size, growth rates, and price. Stocks in the top 70% of the capitalization of the U.S. equity market are defined as large-cap. The blend style is assigned to portfolios where neither growth nor value characteristics predominate. These portfolios tend to invest across the spectrum of U.S. industries, and owing to their broad exposure, the portfolios' returns are often similar to those of the S&P 500 Index.
6. For Indian domestic versus Overseas market comparison again the Large Cap Equity funds are considered for comparison as Equity portfolio of most of Overseas Schemes consists of Large Cap well-known stocks.
7. Near term return (One Year) is being considered for comparison as longer the period possibly more will be the impact of internal economic/country related/market factors on returns of a portfolio. Hence for comparison time frame of one year only is being considered.
8. Funds having more or less same portfolio from same Fund House are not being considered again to reduce replication effect of portfolio similarity on returns.
9. Along with above stated consideration only ten best performing Equity Mutual Fund Schemes are being considered.

TABLE 3: RETURNS OF INDIAN OVERSEAS MUTUAL FUNDS SCHEMES WITH THAT OF OTHER MAJOR GLOBAL MARKETS

India				USA		China	
Large Cap Equity Mutual Funds – (India) Domestic Schemes	Annualized Return	Best Performing Overseas (Equity) Mutual Funds	Annualized Return- One Year	Best Performing Equity (Large Blend) Mutual Funds	Annualized Return- One Year	Best Performing Equity Mutual Funds	Annualized Return- One Year
Escorts Leading Sectors – Direct	33.6	Tata Growing Economies Infrastructure Fund – Direct	49.6%	Golden Large Cap Core Fund	12%	Neuberger Ber- man Greater China Equity	16.24%
Escorts Growth Plan	27.8	Tata Indo Global Infrastructure Fund - Direct	48.6	Wells Fargo Advantage Large Cap Core	11.50%	Matthews China Dividend Investor	13.96%
SBI Blue Chip Fund	27.2	Mirae India China Consumption Fund - Direct	25.8%	Large Cap Core Fund JP Morgan Tax Aware Equity Fund	10.03%	AllianzGI China Equity	6.83%
Franklin India Opportunities Fund	26.6	Franklin Feeder – US Opportunities Fund – Direct Plan	23.6%	Glenmede Large Cap Core Portfolio	9.69%	RS China Y	6.40%
JM Multi Strategy Fund	25.8	Motilal MOST Shares NASDAQ 100 ETF	22.2%	Prime Cap Odyssey Stock Funds	9.31%	Columbia Greater China I	5.84%
Birla Sun Life Top 100	25.7	ICICI Prudential Equity Savings Fund – Series 1 – Direct Plan	20%	Vanguard Structured Large Cap Equity Fund	9.06%	Invesco Greater China R5	5.34%
Birla Sun Life Frontline Equity	25.6	ICICI Prudential Indo Asia Equity Direct Plan	19.2	Wilmington Large-cap Strategy Fund	8.61%	Clough China I	3.89%
Kotak Opportunities Fund	25.1	L&T Indo Asia Equity Fund- Retail Plan	18.6	Columbia Large Cap Enhanced Core Fund	8.50%	Matthews China Small Companies	3.60%
Reliance Focused Large Cap Fund – Retail Plan	24.7	Birla Sun life International Equity fund – Plan B - Direct	13.7	Vanguard Growth and Income Fund	8.05%	Fidelity Advisor China Regio I	3.55%
IDBI Top 100 Equity	24.3	Kotak US Equity Fund - Direct	12.2	SEI Institutional Investment Large Cap Fund	7.49%	Voya Hang Seng Index Part I	2.61%

Source: (1) <http://money.usnews.com/funds/mutual-funds/rankings/large-blend?page=2>

(2) <http://www.moneycontrol.com/mutual-funds/performance-tracker/returns/international-global-commodities.html>

(3) [http://news.morningstar.com/fund-category-returns/china-region/\\$FOCASCH.aspx](http://news.morningstar.com/fund-category-returns/china-region/$FOCASCH.aspx)

OBSERVATIONS

1. Above table clearly highlights that annualized returns being generated by Overseas Indian Mutual Funds are better than the other two markets (USA and China) under comparison (period of comparison 1 Year) Reason for this could be that among well performing Overseas Indian Mutual Funds many funds are Hybrid funds. To quote some names; Tata Growing Economies Infrastructure Fund – Direct, Tata Indo Global Infrastructure Fund – Direct, Mirae, India China Consumption Fund, ICICI Prudential Indo Asia Equity Direct Plan, L&T Indo Asia Equity Fund- Retail Plan.
2. Such funds are investing both in Indian as well as Global Markets. Indian Stock market has witnessed Bull Run in last one year and this has inflated the returns of Equity Mutual Funds including that of Hybrid Overseas Indian Mutual Funds.
3. However, at the same time in the list are also pure Global portfolio funds (Direct and Feeder Funds). To quote names of these; Franklin Feeder – US Opportunities Fund – Direct Plan, Motilal MOST Shares NASDAQ 100 ETF, Kotak US Equity Fund - Direct
4. Above table also highlights that returns generated by Equity Mutual Funds in India are better than that of being generated by Indian Mutual Funds investing in Overseas Securities. This can be a reason for lower corporate and retail interest in Indian Mutual Funds investing abroad.

8. ANALYSIS OF INVESTOR PREFERENCES

A Primary Survey was conducted to understand the Investment preferences of Retail investors. Survey format was random survey. Only financially literate individuals were considered as part of the population. Survey exercise was conducted using both online as well as offline process. Most of the responses were collected online. Responses were received from various parts of the country however maximum respondents were from Mumbai. Total number of responses received was 242 (two hundred and forty two). Following are the main observations;

- I. 65.5% of the Survey respondents were Males (156 Respondents) and remaining (34.5%) were females

Following are the details in the terms of Table and Graph:

TABLE 4: GENDER DETAILS OF SURVEY RESPONDENTS

Are you male or female?		
Answer Options	Response Percent	Response Count
Male	65.5%	156
Female	34.5%	82
answered question		238
skipped question		4

- II. Out of 242 respondents 63.7% were aged between 21-29 years (151 respondents). 20.3% respondents were in the age bracket 30-39. 9.7% of the respondents were in the age bracket 40-49. 5.5% respondents were in the age bracket 50-59 and only 0.8% of the respondents (2 respondents) were 60 or above.

TABLE 5: DETAILS OF AGE DETAILS OF SURVEY RESPONDENTS

What is your age?		
Answer Options	Response Percent	Response Count
21-29	63.7%	151
30-39	20.3%	48
40-49	9.7%	23
50-59	5.5%	13
60 or older	0.8%	2
answered question		237
skipped question		5

- III. Majority (61.4%) of the respondents were Employed (Full time) in Service. 27.7% of the respondents were either not employed or were studying. 8.5% were Self Employed. 2.1% were working part time and 0.4% were retired.

Following are the details of the responses:

TABLE 6: EMPLOYMENT STATUS OF SURVEY RESPONDENTS

Which of the following categories best describes your employment status?		
Answer Options	Response Percent	Response Count
Employed, working full-time - Service	61.4%	145
Employed, working part-time	2.1%	5
Self Employed/Business	8.5%	20
Not employed/Studying	27.5%	65
Retired	0.4%	1
answered question		236
skipped question		6

- IV. Maximum respondents were from such households with total income of 5,00,000 to 10,00,000 (27.8%). 24.8 % respondents were having household income between 2,50,000 to 5,00,000. 24.4% respondents were from household were earning 10,00, 000 or more. 12.8% were such respondents that were earning INR 2,50,000 or less. 10.3% respondents preferred not sharing their household income details

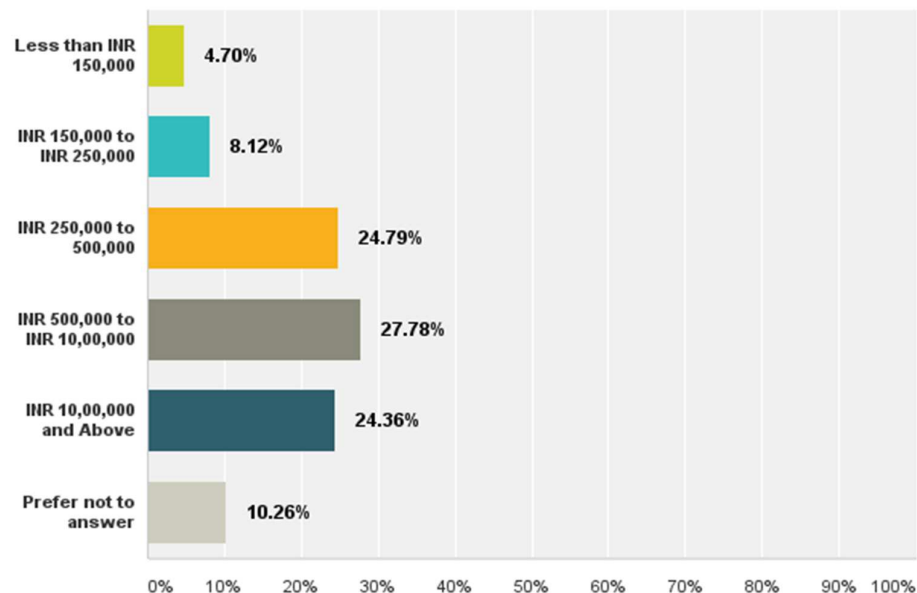
TABLE 7: INCOME DETAILS OF THE SURVEY RESPONDENTS

How much total combined money did all members of your HOUSEHOLD earned last year?		
Answer Options	Response Percent	Response Count
Less than INR 150,000	4.7%	11
INR 150,000 to INR 250,000	8.1%	19
INR 250,000 to 500,000	24.8%	58
INR 500,000 to INR 10,00,000	27.8%	65
INR 10,00,000 and Above	24.4%	57
Prefer not to answer	10.3%	24
answered question		234
skipped question		8

FIGURE 1: INCOME DETAILS OF THE SURVEY RESPONDENTS

Q5 How much total combined money did all members of your HOUSEHOLD earned last year?

Answered: 234 Skipped: 8



V. 79.2% of the respondents were holding Post Graduate Degree or Professional Qualifications and only 20.8% were graduates or less. Following are the details of the Survey Response:

TABLE 8: EDUCATIONAL DETAILS OF SURVEY RESPONDENTS

What is your Educational Background?		
Answer Options	Response Percent	Response Count
Bachelor degree	20.8%	49
Post Graduate degree	59.7%	141
Professional Qualification/Degree	19.5%	46
<i>answered question</i>		236
<i>skipped question</i>		6

VI. Maximum respondents preferred investing in Real Estate followed by investment in PPF/EPF, Gold, Equity Shares, National Saving Certificates, Mutual Funds and Exchange Traded Fund in that order. Following are tabular and graphical details:

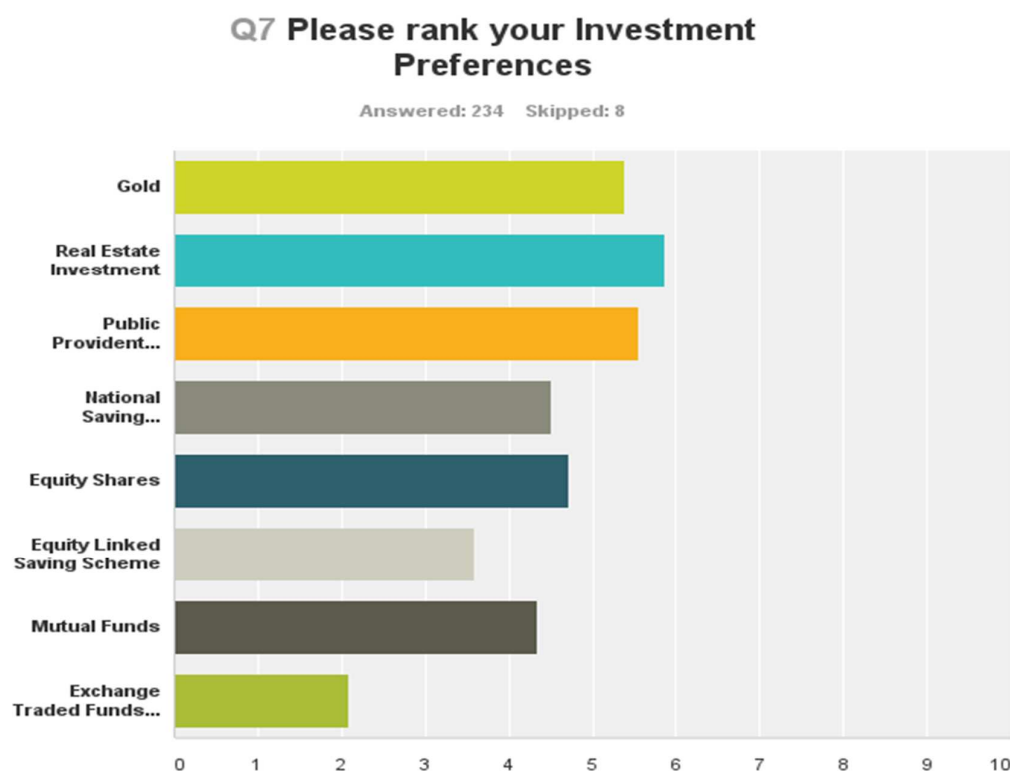
TABLE 9: INVESTMENT PREFERENCES OF SURVEY RESPONDENTS

Investment Type	Rank 1	Rank 2	Rank 3	Rank 4	Rank 5	Rank 6	Rank 7	Rank 8	Score
Gold	17.52	21.37	16.67	9.83	12.82	9.83	5.98	5.38	5.38
Real Estate	33.33	17.95	13.25	9.40	7.69	5.98	5.98	5.86	5.86
PPF/ EPF	19.23	18.38	20.51	14.10	9.83	8.12	5.56	5.55	5.55
NSC/Govt Bonds	4.31	10.34	17.24	23.71	14.66	12.07	8.62	4.50	4.50
Equity Shares	11.97	10.68	9.40	15.81	26.07	13.25	8.12	4.71	4.71
ELSS	1.71	7.26	6.41	11.97	11.97	32.91	23.08	3.60	3.60
MF	11.11	11.11	13.25	11.54	11.11	8.97	26.92	4.35	4.35
ETF's	0.85	2.99	3.42	3.85	5.98	8.97	15.81	2.08	2.08

TABLE 10: RANKING OF INVESTMENT PREFERENCES OF SURVEY RESPONDENTS

Investment Format	Rank in Order of Investment Preference
Real Estate	1
PPF/ EPF	2
Gold	3
Equity Shares	4
NSC/Government Bonds	5
MF	6
ELSS	7
ETF's	8

FIGURE 2: INVESTMENT PREFERENCES OF SURVEY RESPONDENTS



- VII. 52.3% respondents conveyed that they are not aware that they can invest in overseas securities through Mutual Funds investing abroad. 44.7% conveyed that they were aware but have never invested in any such Mutual Fund investment scheme. Only 3% respondents confirmed their investment on Overseas Mutual fund investment schemes.

Following are the Details of the survey:

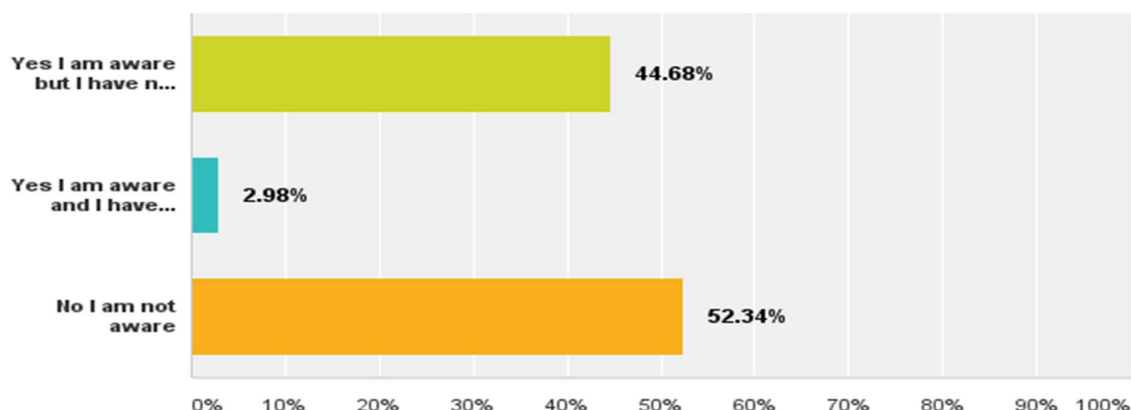
TABLE 12: AWARENESS REGARDING INDIAN MUTUAL FUNDS INVESTING ABROAD

Are you aware that as an individual investor you can invest in Overseas Securities through Indian Mutual Funds that Invest Abroad? Have you invested in Overseas Securities through Indian Mutual Fund?		
Answer Options	Response Percent	Response Count
Yes I am aware but I have not invested in Overseas Securities through Indian Mutual Fund	44.7%	105
Yes I am aware and I have invested in Overseas Securities through Indian Mutual Fund	3.0%	7
No I am not aware	52.3%	123
answered question		235
skipped question		7

FIGURE 3

Q8 Are you aware that as an individual investor you can invest in Overseas Securities through Indian Mutual Funds that Invest Abroad? Have you invested in Overseas Securities through Indian Mutual Fund?

Answered: 235 Skipped: 7



VIII. Only 8.1% were aware of the overseas investment limit for individuals investing abroad. Maximum respondents admitted that they were not aware of the investment limit or selected wrong investment limit.

Following are the Details of the survey:

TABLE 13: AWARENESS REGARDING RETAIL INVESTMENT FOR INVESTING ABROAD

What is the individual investment limit prescribed in India for overseas investment made in a financial year?		
Answer Options	Response Percent	Response Count
\$100,000	5.5%	13
\$150,000	1.7%	4
\$200,000	3.8%	9
\$250,000	8.1%	19
Not aware about the Overseas Investment Limit for Individual Investors	80.9%	191
answered question		236
skipped question		6

Observations

Maximum respondents preferred investing in Real Estate followed by investment in PPF/EPF, Gold, Equity Shares, National Saving Certificates, Mutual Funds and Exchange Traded Fund in that order.

Awareness regarding Indian Mutual Fund Schemes investing Overseas is low. Only 44% of the financially literate respondents claimed that they were aware of such scheme.

Low awareness regarding Retail opportunities to invest overseas was further proved as only 8.1% of the respondents were aware about the legally permitted investment limit of \$250,000 per annum for the retail investors for the purpose of overseas investment.

From further analysis of data, it emerged that there is no significant difference in investment preference of male and female respondents.

Analysis also highlighted that young investors (Age 20-29) were relatively aggrieve investors and preferred investing more in Equity Shares, Mutual Fund, ETF instead of preferring to invest in Gold, PPF etc.

9. CONCLUSION

The Mutual Fund Industry in India celebrated its Golden Jubilee in the year 2014 but it can be stated that the mutual fund schemes investing abroad are still in nascent stage.

Even though the savings rate in India is high as a percentage of Gross Domestic Product (GDP) the concept of savings in financial instruments is still developing in India. One of the major reasons for same appears to be low financial literacy. Overseas investments require more literacy about the financial risks across global instruments. Investments in overseas securities through Mutual Fund Schemes, if done carefully can help investors to spread their risks across markets.

More efforts need to be made by Mutual fund companies to enhance awareness regarding Indian Mutual Funds investing in overseas securities. Overseas mutual funds schemes essentially spread the risks across the portfolio of the securities. Investments overseas, if done carefully helps investors to spread their risks across the globe.

In the era of globalisation, the opportunity to invest in overseas instruments needs to be fully and effectively utilized by the Indian Mutual Funds for the benefit of the investors. The outcome of this research may help the Government, Regulator and Asset Management Companies to make appropriate policy change and may help the investors to make more informed decisions.

REFERENCES**PAPERS**

1. A study of the effectiveness of Worldwide Equity Benchmark Shares (WEBS) in international equity portfolio management as implemented by institutional investors, Olander, George A, Alliant International University, San Diego, ProQuest, UMI Dissertations Publishing, 2005. 3193757.
2. An Empirical Study on Performance of Mutual Fund in India, Patil, Shrinivas R; Rao, Prakash, KS. Journal of Contemporary Research in Management 6.2 (Apr-Jun 2011): 91-103.
3. Chambers David and EstevesRui (2014), 'The first global emerging markets investor: Foreign & Colonial Investment Trust, Explorations of Economic History, Vol. 52, Issue 2, P 1-21, April 2014
4. Goetzmann, W. N., and R.G. Ibbotson, (1994), 'Do Winners Repeat? Pattern in Mutual Fund Performance', Journal of Portfolio Management, 20, pp. 9-17.
5. Jasmine Xiao (2015), "Domestic and Foreign Funds in Mexico: Do they Behave Differently?", IMF Working Papers, <https://www.imf.org/external/pubs/ft/wp/2015/wp15104.pdf>
6. Jayant R. Kale, VenkateshPanchapagesan, "Indian Mutual Fund Industry: Opportunities and Challenges", IIMB Management Review, Volue 24, Issue 4, December 2012, Pages 245-258
7. Jensen, M.C., (1968), 'The Performance of Mutual Funds in the period 1945-1964', Journal of Finance, Vol. 23, No.2, pp. 389-416.
8. Kaushik, Abhay, "Essays on Actively Managed Mutual Funds, Florida Atlantic University, ProQuest, UMI Dissertations Publishing, 2007. 3271898.
9. Millstone Michael, "Mutual funds: A study of selected attributes on long-term performance", Capella University, 2008
10. Miranda Detzler, James Wiggins (1997), "The Performance of Actively Managed International Mutual Funds", Review of Quantitative Finance and Accounting, Volume 8, Issue 3, Pages 291-313, May 1997
11. Sharpe, W.F., (1966), 'Mutual Fund Performance', Journal of Business, Vol. 39, No. 1 pp. 119-138.
12. Smit, Anne Kates (1999), "The Golden Years" US News and World Report, Vol 126, Issue 13, Page 69
13. Sorros, John, "Return and risk analysis: A case study in equity mutual funds operating in the Greek financial market" Managerial Finance, 29.9 (2003) 21-28
14. Treynor, J.L., (1965), 'How to Rate Management of Investment Funds', Harvard Business Review, 43, pp. 63-73.

BOOKS

15. Deepa Venkatraghvan, "Everything You wanted to know about Investing in Mutual Funds", Network 18 Publications, 2011
16. H. Sadhak, "Mutual Funds in India – Marketing Strategies and Investment Practices", Response Books, 2009
17. Indian Institute of Bankers, "Mutual Funds Product and Services" IIBF, November 2010
18. John C. Bogle, "Common Sense on Mutual Funds", John Wiley and Sons, 2010
19. Mary Rowland, "The New Common Sense Guide Mutual Funds", Vision Books, 2007
20. Yogesh Chabaria, AnubhaSinghania, "Fundamentals of Investing in Equities & Assets that Create Wealth", Network 18 Publications, April 2012

WEBSITES

21. <http://fundpicker.thefundoo.com/>
22. <http://markets.wsj.com>
23. <http://money.usnews.com/funds/mutual-funds/rankings/large-blend?page=2>
24. [http://news.morningstar.com/fund-category-returns/china-region/\\$FOCA\\$CH.aspx](http://news.morningstar.com/fund-category-returns/china-region/$FOCA$CH.aspx)
25. <http://www.moneycontrol.com/mutual-funds/compare-funds/All>
26. <http://www.moneycontrol.com/mutual-funds/performance-tracker/returns/international-global-commodities.html>
27. <http://www.morningstar.in/funds.aspx>
28. <http://www.morningstar.in/tools/top-performing-mutual-fund.aspx>
29. <https://www.amfiindia.com/>
30. <https://www.iciglobal.org/iciglobal/research/stats/ww>

REQUEST FOR FEEDBACK

Dear Readers

At the very outset, International Journal of Research in Computer Application & Management (IJRCM) acknowledges & appreciates your efforts in showing interest in our present issue under your kind perusal.

I would like to request you to supply your critical comments and suggestions about the material published in this issue, as well as on the journal as a whole, on our e-mail **infoijrcm@gmail.com** for further improvements in the interest of research.

If you have any queries, please feel free to contact us on our e-mail infoijrcm@gmail.com.

I am sure that your feedback and deliberations would make future issues better – a result of our joint effort.

Looking forward to an appropriate consideration.

With sincere regards

Thanking you profoundly

Academically yours

Sd/-

Co-ordinator

DISCLAIMER

The information and opinions presented in the Journal reflect the views of the authors and not of the Journal or its Editorial Board or the Publishers/Editors. Publication does not constitute endorsement by the journal. Neither the Journal nor its publishers/Editors/Editorial Board nor anyone else involved in creating, producing or delivering the journal or the materials contained therein, assumes any liability or responsibility for the accuracy, completeness, or usefulness of any information provided in the journal, nor shall they be liable for any direct, indirect, incidental, special, consequential or punitive damages arising out of the use of information/material contained in the journal. The journal, neither its publishers/Editors/ Editorial Board, nor any other party involved in the preparation of material contained in the journal represents or warrants that the information contained herein is in every respect accurate or complete, and they are not responsible for any errors or omissions or for the results obtained from the use of such material. Readers are encouraged to confirm the information contained herein with other sources. The responsibility of the contents and the opinions expressed in this journal are exclusively of the author (s) concerned.

ABOUT THE JOURNAL

In this age of Commerce, Economics, Computer, I.T. & Management and cut throat competition, a group of intellectuals felt the need to have some platform, where young and budding managers and academicians could express their views and discuss the problems among their peers. This journal was conceived with this noble intention in view. This journal has been introduced to give an opportunity for expressing refined and innovative ideas in this field. It is our humble endeavour to provide a springboard to the upcoming specialists and give a chance to know about the latest in the sphere of research and knowledge. We have taken a small step and we hope that with the active co-operation of like-minded scholars, we shall be able to serve the society with our humble efforts.

Our Other Journals

