

# INTERNATIONAL JOURNAL OF RESEARCH IN COMPUTER APPLICATION & MANAGEMENT

IJR  
CM



A Monthly Double-Blind Peer Reviewed (Refereed/Juried) Open Access International e-Journal - Included in the International Serial Directories

*Indexed & Listed at:*

Ulrich's Periodicals Directory ©, ProQuest, U.S.A., EBSCO Publishing, U.S.A., Cabell's Directories of Publishing Opportunities, U.S.A., Google Scholar,

Indian Citation Index (ICI), Open J-Gate, India [link of the same is duly available at Infibnet of University Grants Commission (U.G.C.)],

Index Copernicus Publishers Panel, Poland with IC Value of 5.09 (2012) & number of libraries all around the world.

Circulated all over the world & Google has verified that scholars of more than 5771 Cities in 192 countries/territories are visiting our journal on regular basis.

Ground Floor, Building No. 1041-C-1, Devi Bhawan Bazar, JAGADHRI – 135 003, Yamunanagar, Haryana, INDIA

<http://ijrcm.org.in/>

## CONTENTS

Sr. No.	TITLE & NAME OF THE AUTHOR (S)	Page No.
1.	<b>A STUDY ON CAPITAL STRUCTURE AND PROFITABILITY OF SELECTED CEMENT INDUSTRIES IN INDIA</b> <i>Dr. N. ESWARAN &amp; Dr. M. MEENAKSHISUNDARAM</i>	1
2.	<b>BAYESIAN NETWORKS STRUCTURE LEARNING USING CLASSIFICATION</b> <i>HEENA TIMANI &amp; Dr. MAYURI PANDYA</i>	8
3.	<b>USERS' CONSCIOUSNESS AND PRACTICES REGARDING SMARTPHONE SECURITY THREATS, VULNERABILITIES AND SECURITY MEASURES: A RESEARCH IN THE TARKWA-NSUAEM MUNICIPALITY OF THE WESTERN REGION, GHANA</b> <i>MAHENDRA KUMAR SHRIVAS, SAMUEL ANYIMAH, JAMES BADU &amp; Dr. THOMAS YEBOAH</i>	17
4.	<b>TECHNOLOGY ADOPTION FOR E-FILING: PERCEPTIONS AND INTENTIONS OF TAXPAYERS IN INDIA</b> <i>Dr. SAMIRENDRA NATH DHAR, PRIYODARSHINI DHAR &amp; DURGA PRASAD CHETTRI</i>	24
5.	<b>DYNAMISM, THE MANTRA OF POST MODERNISM GURUS: FROM PETER DRUCKER TO STEVE JOBS</b> <i>Dr. PUSHPINDER SINGH GILL &amp; PARAMJEET KAUR</i>	31
6.	<b>ROLE OF CORPORATE ORGANIZATIONS IN RURAL HEALTH SCHEMES – AN EMPIRICAL ANALYSIS (A STUDY WITH REFERENCE TO SELECT VILLAGES IN GUNTUR DISTRICT, ANDHRA PRADESH)</b> <i>M. NAGA LAKSHMI &amp; Dr. G. V. CHALAM</i>	35
7.	<b>JOB SATISFACTION AND MENTAL HEALTH OF IT PROFESSIONALS</b> <i>Dr. D. SRINIVASA RAO &amp; B. ANUSHA</i>	39
8.	<b>BULLWHIP EFFECT AND RFID IN SUPPLY CHAIN</b> <i>HIMABINDU M</i>	45
9.	<b>A STUDY ON CUSTOMER PERCEPTION TOWARDS ONLINE ADVERTISEMENTS AN EMPIRICAL STUDY IN VIJAYAWADA</b> <i>Dr. D. PRASANNA KUMAR &amp; K. SAI VARA PRASAD</i>	47
10.	<b>STORY TELLING METHOD: AN INSTRUCTION AID FOR TEACHING &amp; LEARNING: A LITERATURE REVIEW</b> <i>Dr. RAVINDRA KUMAR PRAJAPATI, BOSKY SHARMA &amp; Dr. DHARMENDRA SHARMA</i>	58
11.	<b>LIBRARIES Vs. INTERNET</b> <i>Dr. VIBHAVARI BALAJI HATE</i>	60
12.	<b>CASHLESS SYSTEM: CHALLENGING STEP - A CASE STUDY OF SURIYA REGION</b> <i>Dr. SANTOSH KUMAR LAL</i>	62
13.	<b>ROLE OF SEBI IN INVESTORS' PROTECTION IN INDIA - CURRENT SCENARIO</b> <i>Dr. R. SENTHILKUMAR</i>	67
14.	<b>IMPACT OF DIVIDEND POLICY ON THE MARKET PRICE OF SHARE-A CASE STUDY OF ASIAN PAINTS FROM FMCG SECTOR IN INDIA</b> <i>AMALESH PATRA</i>	70
15.	<b>A STUDY ON UNEMPLOYMENT AND TRAINING PROGRAMME OFFERED FOR EMPLOYMENT IN INDIA</b> <i>T. RAMESH KUMAR</i>	74
16.	<b>CURBING BRAIN DRAIN: THROUGH SKILL DEVELOPMENT</b> <i>SUKHWINDER KAUR</i>	77
17.	<b>IMPROVING CLASSIFICATION PERFORMANCE USING ENSEMBLE LEARNING APPROACH</b> <i>JYOTSANA GOYAL &amp; Er. AMIT VAJPAYEE</i>	81
18.	<b>A STUDY ON DETERMINANTS OF ONLINE ADS QUALITY</b> <i>KURAPATI SAI NIKHIL &amp; P V VIJAY KUMAR REDDY</i>	88
19.	<b>NEW DIMENSIONS IN TRAINING AND DEVELOPMENT OF PUBLIC SECTOR ENTERPRISES OF INDIA</b> <i>MOHD. YOUNUS ALI KHAN</i>	94
20.	<b>EFFECTS OF STRESS AND IT's IMPACT ON ACADEMIC PERFORMANCE</b> <i>S. SHARMILA</i>	98
	<b>REQUEST FOR FEEDBACK &amp; DISCLAIMER</b>	100

***CHIEF PATRON*****Prof. (Dr.) K. K. AGGARWAL**

Chairman, Malaviya National Institute of Technology, Jaipur  
 (An institute of National Importance & fully funded by Ministry of Human Resource Development, Government of India)  
 Chancellor, K. R. Mangalam University, Gurgaon  
 Chancellor, Lingaya's University, Faridabad  
 Founder Vice-Chancellor (1998-2008), Guru Gobind Singh Indraprastha University, Delhi  
 Ex. Pro Vice-Chancellor, Guru Jambheshwar University, Hisar

***FOUNDER PATRON*****Late Sh. RAM BHAJAN AGGARWAL**

Former State Minister for Home & Tourism, Government of Haryana  
 Former Vice-President, Dadri Education Society, Charkhi Dadri  
 Former President, Chinar Syntex Ltd. (Textile Mills), Bhiwani

***FORMER CO-ORDINATOR*****Dr. S. GARG**

Faculty, Shree Ram Institute of Business & Management, Urjani

***ADVISOR*****Prof. S. L. MAHANDRU**

Principal (Retd.), Maharaja Agrasen College, Jagadhri

***EDITOR*****Dr. R. K. SHARMA**

Professor & Dean, Bharti Vidyapeeth University Institute of Management & Research, New Delhi

***CO-EDITOR*****Dr. BHAVET**

Faculty, Shree Ram Institute of Engineering & Technology, Urjani

***EDITORIAL ADVISORY BOARD*****Dr. CHRISTIAN EHIOBU CHE**

Professor of Global Business/Management, Larry L Luing School of Business, Berkeley College, USA

**Dr. SIKANDER KUMAR**

Chairman, Department of Economics, Himachal Pradesh University, Shimla, Himachal Pradesh

**Dr. JOSÉ G. VARGAS-HERNÁNDEZ**

Research Professor, University Center for Economic & Managerial Sciences, University of Guadalajara, Guadalajara, Mexico

**Dr. RAJENDER GUPTA**

Convener, Board of Studies in Economics, University of Jammu, Jammu

**Dr. D. S. CHAUBEY**

Professor & Dean (Research & Studies), Uttaranchal University, Dehradun

**Dr. TEGUH WIDODO**

Dean, Faculty of Applied Science, Telkom University, Bandung Technoplex, Jl. Telekomunikasi, Indonesia

**Dr. S. P. TIWARI**

Head, Department of Economics & Rural Development, Dr. Ram Manohar Lohia Avadh University, Faizabad

**Dr. BOYINA RUPINI**

Director, School of ITS, Indira Gandhi National Open University, New Delhi

**Dr. KAUP MOHAMED**

Dean & Managing Director, London American City College/ICBEST, United Arab Emirates

**SUNIL KUMAR KARWASRA**

Principal, Aakash College of Education, ChanderKalan, Tohana, Fatehabad

- Dr. MIKE AMUHAYA IRAVO**  
Principal, Jomo Kenyatta University of Agriculture & Tech., Westlands Campus, Nairobi-Kenya
- Dr. M. S. SENAM RAJU**  
Professor, School of Management Studies, I.G.N.O.U., New Delhi
- Dr. NEPOMUCENO TIU**  
Chief Librarian & Professor, Lyceum of the Philippines University, Laguna, Philippines
- Dr. PARVEEN KUMAR**  
Professor, Department of Computer Science, NIMS University, Jaipur
- Dr. ANA ŠTAMBUK**  
Head of Department of Statistics, Faculty of Economics, University of Rijeka, Rijeka, Croatia
- Dr. H. R. SHARMA**  
Director, Chhatarpati Shivaji Institute of Technology, Durg, C.G.
- Dr. CLIFFORD OBIYO OFURUM**  
Professor of Accounting & Finance, Faculty of Management Sciences, University of Port Harcourt, Nigeria
- Dr. SHIB SHANKAR ROY**  
Professor, Department of Marketing, University of Rajshahi, Rajshahi, Bangladesh
- Dr. MANOHAR LAL**  
Director & Chairman, School of Information & Computer Sciences, I.G.N.O.U., New Delhi
- Dr. SRINIVAS MADISHETTI**  
Professor, School of Business, Mzumbe University, Tanzania
- Dr. ANIL K. SAINI**  
Professor, Guru Gobind Singh Indraprastha University, Delhi
- Dr. VIRENDRA KUMAR SHRIVASTAVA**  
Director, Asia Pacific Institute of Information Technology, Panipat
- Dr. VIJAYPAL SINGH DHAKA**  
Dean (Academics), Rajasthan Institute of Engineering & Technology, Jaipur
- Dr. NAWAB ALI KHAN**  
Professor & Dean, Faculty of Commerce, Aligarh Muslim University, Aligarh, U.P.
- Dr. EGWAKHE A. JOHNSON**  
Professor & Director, Babcock Centre for Executive Development, Babcock University, Nigeria
- Dr. ASHWANI KUSH**  
Head, Computer Science, University College, Kurukshetra University, Kurukshetra
- Dr. ABHAY BANSAL**  
Head, Department of Information Technology, Amity School of Engg. & Tech., Amity University, Noida
- Dr. BHARAT BHUSHAN**  
Head, Department of Computer Science & Applications, Guru Nanak Khalsa College, Yamunanagar
- MUDENDA COLLINS**  
Head, Operations & Supply Chain, School of Business, The Copperbelt University, Zambia
- Dr. JAYASHREE SHANTARAM PATIL (DAKE)**  
Faculty in Economics, KPB Hinduja College of Commerce, Mumbai
- Dr. MURAT DARÇIN**  
Associate Dean, Gendarmerie and Coast Guard Academy, Ankara, Turkey
- Dr. YOUNOS VAKIL ALROAIA**  
Head of International Center, DOS in Management, Semnan Branch, Islamic Azad University, Semnan, Iran
- P. SARVAHARANA**  
Asst. Registrar, Indian Institute of Technology (IIT), Madras
- SHASHI KHURANA**  
Associate Professor, S. M. S. Khalsa Lubana Girls College, Barara, Ambala
- Dr. SEOW TA WEEA**  
Associate Professor, Universiti Tun Hussein Onn Malaysia, Parit Raja, Malaysia
- Dr. OKAN VELI ŞAFAKLI**  
Professor & Dean, European University of Lefke, Lefke, Cyprus
- Dr. MOHINDER CHAND**  
Associate Professor, Kurukshetra University, Kurukshetra

**Dr. BORIS MILOVIC**

Associate Professor, Faculty of Sport, Union Nikola Tesla University, Belgrade, Serbia

**Dr. IQBAL THONSE HAWALDAR**

Associate Professor, College of Business Administration, Kingdom University, Bahrain

**Dr. MOHENDER KUMAR GUPTA**

Associate Professor, Government College, Hodal

**Dr. ALEXANDER MOSESOV**

Associate Professor, Kazakh-British Technical University (KBTU), Almaty, Kazakhstan

**Dr. MOHAMMAD TALHA**

Associate Professor, Department of Accounting &amp; MIS, College of Industrial Management, King Fahd University of Petroleum &amp; Minerals, Dhahran, Saudi Arabia

**Dr. ASHOK KUMAR CHAUHAN**

Reader, Department of Economics, Kurukshetra University, Kurukshetra

**Dr. RAJESH MODI**

Faculty, Yanbu Industrial College, Kingdom of Saudi Arabia

**WILLIAM NKOMO**

Asst. Head of the Department, Faculty of Computing, Botho University, Francistown, Botswana

**YU-BING WANG**

Faculty, department of Marketing, Feng Chia University, Taichung, Taiwan

**Dr. SHIVAKUMAR DEENE**

Faculty, Dept. of Commerce, School of Business Studies, Central University of Karnataka, Gulbarga

**Dr. MELAKE TEWOLDE TECLEGHIORGIS**

Faculty, College of Business &amp; Economics, Department of Economics, Asmara, Eritrea

**Dr. BHAVET**

Faculty, Shree Ram Institute of Engineering &amp; Technology, Urjani

**Dr. THAMPOE MANAGALESWARAN**

Faculty, Vavuniya Campus, University of Jaffna, Sri Lanka

**Dr. ASHISH CHOPRA**

Faculty, Department of Computer Applications, National Institute of Technology, Kurukshetra

**SURAJ GAUDEL**

BBA Program Coordinator, LA GRANDEE International College, Simalchaur - 8, Pokhara, Nepal

**Dr. SAMBHAVNA**

Faculty, I.I.T.M., Delhi

**Dr. LALIT KUMAR**

Faculty, Haryana Institute of Public Administration, Gurugram

**FORMER TECHNICAL ADVISOR****AMITA****FINANCIAL ADVISORS****DICKEN GOYAL**

Advocate &amp; Tax Adviser, Panchkula

**NEENA**

Investment Consultant, Chambaghat, Solan, Himachal Pradesh

**LEGAL ADVISORS****JITENDER S. CHAHAL**

Advocate, Punjab &amp; Haryana High Court, Chandigarh U.T.

**CHANDER BHUSHAN SHARMA**

Advocate &amp; Consultant, District Courts, Yamunanagar at Jagadhri

**SUPERINTENDENT****SURENDER KUMAR POONIA**

## CALL FOR MANUSCRIPTS

We invite unpublished novel, original, empirical and high quality research work pertaining to the recent developments & practices in the areas of Computer Science & Applications; Commerce; Business; Finance; Marketing; Human Resource Management; General Management; Banking; Economics; Tourism Administration & Management; Education; Law; Library & Information Science; Defence & Strategic Studies; Electronic Science; Corporate Governance; Industrial Relations; and emerging paradigms in allied subjects like Accounting; Accounting Information Systems; Accounting Theory & Practice; Auditing; Behavioral Accounting; Behavioral Economics; Corporate Finance; Cost Accounting; Econometrics; Economic Development; Economic History; Financial Institutions & Markets; Financial Services; Fiscal Policy; Government & Non Profit Accounting; Industrial Organization; International Economics & Trade; International Finance; Macro Economics; Micro Economics; Rural Economics; Co-operation; Demography; Development Planning; Development Studies; Applied Economics; Development Economics; Business Economics; Monetary Policy; Public Policy Economics; Real Estate; Regional Economics; Political Science; Continuing Education; Labour Welfare; Philosophy; Psychology; Sociology; Tax Accounting; Advertising & Promotion Management; Management Information Systems (MIS); Business Law; Public Responsibility & Ethics; Communication; Direct Marketing; E-Commerce; Global Business; Health Care Administration; Labour Relations & Human Resource Management; Marketing Research; Marketing Theory & Applications; Non-Profit Organizations; Office Administration/Management; Operations Research/Statistics; Organizational Behavior & Theory; Organizational Development; Production/Operations; International Relations; Human Rights & Duties; Public Administration; Population Studies; Purchasing/Materials Management; Retailing; Sales/Selling; Services; Small Business Entrepreneurship; Strategic Management Policy; Technology/Innovation; Tourism & Hospitality; Transportation Distribution; Algorithms; Artificial Intelligence; Compilers & Translation; Computer Aided Design (CAD); Computer Aided Manufacturing; Computer Graphics; Computer Organization & Architecture; Database Structures & Systems; Discrete Structures; Internet; Management Information Systems; Modeling & Simulation; Neural Systems/Neural Networks; Numerical Analysis/Scientific Computing; Object Oriented Programming; Operating Systems; Programming Languages; Robotics; Symbolic & Formal Logic; Web Design and emerging paradigms in allied subjects.

Anybody can submit the **soft copy** of unpublished novel; original; empirical and high quality **research work/manuscript** **anytime** in **M.S. Word format** after preparing the same as per our **GUIDELINES FOR SUBMISSION**; at our email address i.e. [infoijrcm@gmail.com](mailto:infoijrcm@gmail.com) or online by clicking the link **online submission** as given on our website ([FOR ONLINE SUBMISSION, CLICK HERE](#)).

## GUIDELINES FOR SUBMISSION OF MANUSCRIPT

### 1. **COVERING LETTER FOR SUBMISSION:**

DATED: \_\_\_\_\_

#### **THE EDITOR**

IJRCM

**Subject:** SUBMISSION OF MANUSCRIPT IN THE AREA OF \_\_\_\_\_.

(e.g. Finance/Mkt./HRM/General Mgt./Engineering/Economics/Computer/IT/ Education/Psychology/Law/Math/other, please specify)

#### **DEAR SIR/MADAM**

Please find my submission of manuscript titled ' \_\_\_\_\_ ' for likely publication in one of your journals.

I hereby affirm that the contents of this manuscript are original. Furthermore, it has neither been published anywhere in any language fully or partly, nor it is under review for publication elsewhere.

I affirm that all the co-authors of this manuscript have seen the submitted version of the manuscript and have agreed to inclusion of their names as co-authors.

Also, if my/our manuscript is accepted, I agree to comply with the formalities as given on the website of the journal. The Journal has discretion to publish our contribution in any of its journals.

#### **NAME OF CORRESPONDING AUTHOR**

Designation/Post\* :

Institution/College/University with full address & Pin Code :

Residential address with Pin Code :

Mobile Number (s) with country ISD code :

Is WhatsApp or Viber active on your above noted Mobile Number (Yes/No) :

Landline Number (s) with country ISD code :

E-mail Address :

Alternate E-mail Address :

Nationality :

\* i.e. Alumnus (Male Alumni), Alumna (Female Alumni), Student, Research Scholar (M. Phil), Research Scholar (Ph. D.), JRF, Research Assistant, Assistant Lecturer, Lecturer, Senior Lecturer, Junior Assistant Professor, Assistant Professor, Senior Assistant Professor, Co-ordinator, Reader, Associate Professor, Professor, Head, Vice-Principal, Dy. Director, Principal, Director, Dean, President, Vice Chancellor, Industry Designation etc. **The qualification of author is not acceptable for the purpose.**

**NOTES:**

- a) The whole manuscript has to be in **ONE MS WORD FILE** only, which will start from the covering letter, inside the manuscript. **pdf. version is liable to be rejected without any consideration.**
  - b) The sender is required to mention the following in the **SUBJECT COLUMN of the mail:**  
**New Manuscript for Review in the area of** (e.g. Finance/Marketing/HRM/General Mgt./Engineering/Economics/Computer/IT/ Education/Psychology/Law/Math/other, please specify)
  - c) There is no need to give any text in the body of the mail, except the cases where the author wishes to give any **specific message** w.r.t. to the manuscript.
  - d) The total size of the file containing the manuscript is expected to be below **1000 KB.**
  - e) Only the **Abstract will not be considered for review** and the author is required to submit the **complete manuscript** in the first instance.
  - f) **The journal gives acknowledgement w.r.t. the receipt of every email within twenty-four hours** and in case of non-receipt of acknowledgment from the journal, w.r.t. the submission of the manuscript, within two days of its submission, the corresponding author is required to demand for the same by sending a separate mail to the journal.
  - g) The author (s) name or details should not appear anywhere on the body of the manuscript, except on the covering letter and the cover page of the manuscript, in the manner as mentioned in the guidelines.
2. **MANUSCRIPT TITLE:** The title of the paper should be typed in **bold letters, centered and fully capitalised.**
  3. **AUTHOR NAME (S) & AFFILIATIONS:** Author (s) **name, designation, affiliation (s), address, mobile/landline number (s), and email/alternate email address** should be given underneath the title.
  4. **ACKNOWLEDGMENTS:** Acknowledgements can be given to reviewers, guides, funding institutions, etc., if any.
  5. **ABSTRACT:** Abstract should be in **fully italic printing**, ranging between **150 to 300 words**. The abstract must be informative and elucidating the background, aims, methods, results & conclusion in a **SINGLE PARA. Abbreviations must be mentioned in full.**
  6. **KEYWORDS:** Abstract must be followed by a list of keywords, subject to the maximum of **five**. These should be arranged in alphabetic order separated by commas and full stop at the end. All words of the keywords, including the first one should be in small letters, except special words e.g. name of the Countries, abbreviations etc.
  7. **JEL CODE:** Provide the appropriate Journal of Economic Literature Classification System code (s). JEL codes are available at [www.aea-web.org/econlit/jelCodes.php](http://www.aea-web.org/econlit/jelCodes.php). However, mentioning of JEL Code is not mandatory.
  8. **MANUSCRIPT:** Manuscript must be in **BRITISH ENGLISH** prepared on a standard A4 size **PORTRAIT SETTING PAPER. It should be free from any errors i.e. grammatical, spelling or punctuation. It must be thoroughly edited at your end.**
  9. **HEADINGS:** All the headings must be bold-faced, aligned left and fully capitalised. Leave a blank line before each heading.
  10. **SUB-HEADINGS:** All the sub-headings must be bold-faced, aligned left and fully capitalised.
  11. **MAIN TEXT:**

**THE MAIN TEXT SHOULD FOLLOW THE FOLLOWING SEQUENCE:****INTRODUCTION****REVIEW OF LITERATURE****NEED/IMPORTANCE OF THE STUDY****STATEMENT OF THE PROBLEM****OBJECTIVES****HYPOTHESIS (ES)****RESEARCH METHODOLOGY****RESULTS & DISCUSSION****FINDINGS****RECOMMENDATIONS/SUGGESTIONS****CONCLUSIONS****LIMITATIONS****SCOPE FOR FURTHER RESEARCH****REFERENCES****APPENDIX/ANNEXURE****The manuscript should preferably be in 2000 to 5000 WORDS, But the limits can vary depending on the nature of the manuscript.**

12. **FIGURES & TABLES:** These should be simple, crystal **CLEAR, centered, separately numbered** & self-explained, and the **titles must be above the table/figure. Sources of data should be mentioned below the table/figure. It should be ensured that the tables/figures are referred to from the main text.**
13. **EQUATIONS/FORMULAE:** These should be consecutively numbered in parenthesis, left aligned with equation/formulae number placed at the right. The equation editor provided with standard versions of Microsoft Word may be utilised. If any other equation editor is utilised, author must confirm that these equations may be viewed and edited in versions of Microsoft Office that does not have the editor.
14. **ACRONYMS:** These should not be used in the abstract. The use of acronyms is elsewhere is acceptable. Acronyms should be defined on its first use in each section e.g. Reserve Bank of India (RBI). Acronyms should be redefined on first use in subsequent sections.
15. **REFERENCES:** The list of all references should be alphabetically arranged. **The author (s) should mention only the actually utilised references in the preparation of manuscript** and they may follow Harvard Style of Referencing. **Also check to ensure that everything that you are including in the reference section is duly cited in the paper.** The author (s) are supposed to follow the references as per the following:
- All works cited in the text (including sources for tables and figures) should be listed alphabetically.
  - Use (ed.) for one editor, and (ed.s) for multiple editors.
  - When listing two or more works by one author, use --- (20xx), such as after Kohl (1997), use --- (2001), etc., in chronologically ascending order.
  - Indicate (opening and closing) page numbers for articles in journals and for chapters in books.
  - The title of books and journals should be in italic printing. Double quotation marks are used for titles of journal articles, book chapters, dissertations, reports, working papers, unpublished material, etc.
  - For titles in a language other than English, provide an English translation in parenthesis.
  - **Headers, footers, endnotes and footnotes should not be used in the document. However, you can mention short notes to elucidate some specific point,** which may be placed in number orders before the references.

**PLEASE USE THE FOLLOWING FOR STYLE AND PUNCTUATION IN REFERENCES:**

**BOOKS**

- Bowersox, Donald J., Closs, David J., (1996), "Logistical Management." Tata McGraw, Hill, New Delhi.
- Hunker, H.L. and A.J. Wright (1963), "Factors of Industrial Location in Ohio" Ohio State University, Nigeria.

**CONTRIBUTIONS TO BOOKS**

- Sharma T., Kwatra, G. (2008) Effectiveness of Social Advertising: A Study of Selected Campaigns, Corporate Social Responsibility, Edited by David Crowther & Nicholas Capaldi, Ashgate Research Companion to Corporate Social Responsibility, Chapter 15, pp 287-303.

**JOURNAL AND OTHER ARTICLES**

- Schemenner, R.W., Huber, J.C. and Cook, R.L. (1987), "Geographic Differences and the Location of New Manufacturing Facilities," Journal of Urban Economics, Vol. 21, No. 1, pp. 83-104.

**CONFERENCE PAPERS**

- Garg, Sambhav (2011): "Business Ethics" Paper presented at the Annual International Conference for the All India Management Association, New Delhi, India, 19-23

**UNPUBLISHED DISSERTATIONS**

- Kumar S. (2011): "Customer Value: A Comparative Study of Rural and Urban Customers," Thesis, Kurukshetra University, Kurukshetra.

**ONLINE RESOURCES**

- Always indicate the date that the source was accessed, as online resources are frequently updated or removed.

**WEBSITES**

- Garg, Bhavet (2011): Towards a New Gas Policy, Political Weekly, Viewed on January 01, 2012 <http://epw.in/user/viewabstract.jsp>



## A STUDY ON CUSTOMER PERCEPTION TOWARDS ONLINE ADVERTISEMENTS AN EMPIRICAL STUDY IN VIJAYAWADA

**Dr. D. PRASANNA KUMAR**  
**ASSOCIATE PROFESSOR**  
**KLU BUSINESS SCHOOL**  
**K L UNIVERSITY**  
**VADESWAREM**

**K. SAI VARA PRASAD**  
**MBA STUDENT**  
**KLU BUSINESS SCHOOL**  
**K L UNIVERSITY**  
**VADESWAREM**

### ABSTRACT

*Online advertising used to be synonymous with print and TV ads. But mobile, programmatic, and online advertising have created new ways to engage with consumers. Explore the latest digital advertising trends and insights from industry leaders to build a cutting-edge marketing strategy. Advertising has come a long way today. More and more new medium is being explored each day to make a successful advertising campaign. Internet that has in recent times picked up as advertising medium has become the favourite of the advertiser in no time. Online advertisement, also called internet advertising uses the internet to deliver promotional marketing messages to consumers. It includes email marketing, search engine marketing, social media marketing, many types of display advertising (including web banner advertising), and mobile advertising. Online advertising will help the customers to check the local businesses to their flexible time and no need to wait to see newspapers and TV for offers. This paper dives into the study on customer perception towards online advertisements an empirical study on Vijayawada.*

### KEYWORDS

TV advertisement, online advertising, newspaper advertisement, gross domestic product.

### INTRODUCTION

The Indian advertising industry has evolved from being a small-scaled business to a full-fledged industry. The advertising industry is projected to be the second fastest growing advertising market in Asia after China. It is estimated that by 2018, the share of ad spend in India's Gross Domestic Product (GDP) will be around 0.45 percent. The Indian government has given tremendous support to the advertising and marketing industry. Advertising expenditure is likely to increase in the financial sector, driven by Reserve Bank of India (RBI) policies which could result in a more favourable business environment. Also, proposed licenses for new banks and better market sentiments render the advertising and marketing industry in India a fertile space.

### RESEARCH PROBLEM

Review of literature and all the secondary data says about the gap between the customers and online advertising. The researcher came to know that there is no proper awareness among people in Vijayawada. India is focusing on digital India wants to every information and service reached to every citizen in India. Now Vijayawada is the capital city of newly formed state and here having high literacy rate. Hence that gap must be identified, if there is any awareness among them about the Online advertising in the locality of Vijayawada.

### OBJECTIVES OF THE STUDY

1. To know the medium that educates a customer most.
2. To compare the difference, advertise medium in terms of their reach to the customer.
3. To study the impact of online advertisements in creating the customer awareness.

### HYPOTHESIS OF THE STUDY

H<sub>01</sub>: There is no impact of online advertising on customer awareness.

H<sub>1</sub>: There is an impact of online advertising on customer awareness.

H<sub>02</sub>: There is no significant difference between customer awareness and demographic details of them.

H<sub>2</sub>: There is significant difference between customer awareness and demographic details of them.

### DELIVERY METHODS OF ONLINE ADVERTISING

Different delivery methods are consisting in online advertising. They are given below:

- Display advertising
- Interstitial
- Search engine marketing (SEM)
- Social media marketing
- Mobile advertising
- Email advertising
- Online classified advertising
- Adware
- Affiliate marketing
- Content Marketing
- Online marketing platform

## REASONS FOR UNDERTAKING THE RESEARCH

To identify the people perception towards online advertisements. Most of the people having smart phones, laptops and desktops. But, how many are there aware of online advertising. They should know about the online advertising medium compared to all advertising medium. It is so quick and easy way to know the information. Vijayawada is the city which is being developed recently and also the seeding capital of newly formed Andhra Pradesh (2014). These reasons are behind this undertaking the research.

## MARKET SIZE

India's Advertising industry is expected to grow at a rate of 16.8 per cent year-on-year to Rs 51,365 crores (US\$ 7.61 billion) in 2016, buoyed by positive industry sentiment and a strong GDP growth of 7 per cent and above. India's digital advertising market has grown at a fast pace of 33 per cent annually between 2010 and 2015, while spending as a percentage of total advertising increased to 13 per cent or nearly US\$ 1 billion in 2015. Print contributes a significant portion to the total advertising revenue, accounting for almost 41.2 per cent, whereas TV contributes 38.2 per cent, and digital contributes 11 per cent of the total revenue. Outdoor, Radio and Cinema make up the balance 10%. Of the current Rs 2,750 crores (US\$ 407.66 million) digital advertisement market, search and display contribute the most - search advertisements constitute 38 per cent of total advertisement spends followed by display advertisement at 29 per cent, as per the study. The Internet's share in total advertising revenue is anticipated to grow twofold from eight per cent in 2013 to 16 per cent in 2018. Online advertising, which was estimated at Rs 2,900 crores (US\$ 429.9 million) in 2013, could jump threefold to Rs 10,000 crores (US\$ 1.48 billion) in five years, increasing at a compound annual rate of 28 per cent.

## REVIEW OF LITERATURE

**RISE OF ONLINE ADVERTISING IN INDIA BY PALLAVI MISHRA:** Online advertising is a comparatively nascent phenomenon for Indian advertising industry but has shown immense potential in its early years and is envisaged to give all other advertising mediums a run for their money in the near future. Internet has inculcated various new and exciting dimensions to advertising providing advertisers with tools to capture attention of target audiences with greater accuracy and efficacy. The fact in favor of India is that most of the western developed economies have become saturated with negligible growth potential while India has vast untapped markets and enormous growth potential. Now to exploit the vast potential of internet. This is not an easy task given the complex demographic variables like socio-cultural, linguistic and religious diversity of India, highly skewed per capita income, urban rural divide, etc.

**A STUDY ON IMPACT OF ONLINE ADVERTISING ON CONSUMER BEHAVIOR (WITH SPECIAL REFERENCE TO E-MAILS) BY SRIVASTAVA PRIYANKA:** The size and range of online advertisement is increasing dramatically. The purpose of this study is to analyze different types of online advertising and explore how online advertisements affect consumers purchasing behaviour. The study of consumer behaviour became a concern for marketers, as they may learn how consumers choose their goods and services required to meet multiple needs, which are the factors that are influencing their choice. As more and more sellers begin to doubt the effectiveness of broadcast advertising on the Internet that simply flashes banner advertisements, have to rely on different revenue sources. As a result, there will be reduced outlets for broadcast-based advertising in the future. An alternative is targeted advertising.

**A STUDY ON NEWSPAPER ADVERTISING AND ITS ADVANTAGES AND DISADVANTAGES BY MIKE BRASSIL:** The research study has focused on urban consumers of above 18 years of age. So that they can recall the reasons, which affect their perception of Internet advertisements. This research studied the psychology behind online consumer's behaviour & also their perception of Internet advertisements. It also seeks the effect of Internet ads on the attitude of online consumers. A cluster sampling has been used. A total number of 100 respondents were surveyed. 50 respondents from Rajaji Puram, Lucknow and 50 from Alambagh, Lucknow. The study has confined to urban areas as it assumed that the rural areas do not have Internet connection yet. Hence the entire findings are limited and refer to urban consumers only. Geographical coverage, as only two areas have been taken from Lucknow, India. It is not sure whether the findings will apply to the whole country. Respondents below 18 years of age were not included in the present study, as it was assumed that respondents of the age 18 years & above can answer questions relating to Internet advertising.

Paid-circulation newspapers are a popular advertising medium for most local businesses. They are the oldest forms of mass media, and they continue to be one of the largest, as measured by volume of advertising dollars. Industry giants, as well as the local convenience stores, use newspapers to advertise. Even though the newspaper no longer enjoys its former role as the almost exclusive source of news, they still remain a strong factor in their specific sphere of influence.

## METHODOLOGY

### RESEARCH DESIGN

This study was conducted in two stages. In the first stage, an exploratory study was carried out to identify the different age groups of people which are located in the area of Vijayawada. I consulted the people with my questionnaire for this survey. In the second stage, data collection was made by self-administering structured questionnaires to 100 respondents from different age groups located in the city of Vijayawada.

### DATA COLLECTION

#### Population of the Study

Population for this study can be identified as the different age groups of people located in the city of Vijayawada.

#### Sample Design

A sample design is the framework or road map that serves as the basis of sample selection. The sample for the study was respondents from different age groups.

#### Sampling Frame

All the people of different age groups are taken as the sample frame for this study.

#### Sampling Unit

Sample unit identified for this study is the different age group of people located in Vijayawada.

#### Sampling Technique

In this study judgmental sampling technique on the basis of geographical location was adopted for data collection. To ensure randomness in the sample 100 unit respondents were chosen as mentioned above.

#### Sample size

As a result, of data collection out of 100 questionnaires circulated, only 100 fully filled in questionnaires were received.

#### Data Collection Procedure

The data collection process focused on all the different age of people with a structured and self-administered questionnaire. Below sections provide the process of scale adoption.

#### Survey Instrument

A structured and self-administered questionnaire is designed for collecting data from the respondents. This questionnaire comprises questions that can be easily answered on the five-point Likert scale and open ended questions.

**Pre Testing of Questionnaire:** The questionnaire was pretested to ensure to that all the questions were well understood. First we conducted on a group of 30 they were asked various questions and the answer was recorded. These were used to frame the questionnaire which was used in research.

**Reliability the Scale:** The reliability of the questionnaire is tested by Chronbach's Alfa which for the present study is found out to be 0.75 which is unacceptable range.

**Statistical Software Used:** To analyses the data and test the maintained hypothesis statistical software package SPSS was utilized

**Research Gap:** This study is undertaken to customer perception towards online advertisements an empirical study on Vijayawada.

**Tools for data collection:** For data collection I selected the source called primary data. I collected the data through questionnaire.

**Tools used for data analysis:** Descriptive, Frequencies, Histograms, Chi-Square test.

**DATA ANALYSIS**

**Customer perception towards online advertisements:**

**Sample data**

As a result, of data collection out of 100 questionnaires circulated, only 100 fully filled in questionnaires were received.

**TABLE 1: IN THIS DATA THE AGE GROUP IS DIFFERENT**

0	20 people
20-40	63 people
Above 40	17 people

**Descriptive Statistics**

**Frequencies**

1. Statistics for first five questions in questionnaire

**TABLE 2: STATISTICS OF QUESTIONNAIRE**

**Statistics**

	Doyouthinkprom otionthroughsoci alnetworkingweb siteswillb	Companiesshou lduseonlineservic esintheirmarketin gefforts	Idontpreferthepr intadsorTelevisio ncommercialsmu chtog	Onlytargetpeople willviewonlineadv ertising	Onlineadvertisin ghelpstoknowloc albusinessoffers acrossth
N Valid	100	100	100	100	100
Missing	0	0	0	0	0
Mean	1.800	1.880	1.820	1.890	1.960
Median	2.000	2.000	2.000	2.000	2.000
Mode	2.0	1.0	1.0	1.0	1.0
Std. Deviation	.8762	1.0472	1.0287	1.0337	1.1184
Variance	.768	1.097	1.058	1.069	1.251

2. Statistics for second five questions in questionnaire

**TABLE 3: STATISTICS OF QUESTIONNAIRE**

	Ifyouareusinginte rnetthenonlinead vertisingwilleffect on	SomuchofTVadv ertisinggettingirrit ation	WhenIwanttobuy anynewproductth enIpreferchecko nlineon	Doestheonlinead vertisingattracts outpurchaseite msfrom	Ipreferonlineadv ertisingasitisSAF ESTtouse
N Valid	100	100	100	100	100
Missing	0	0	0	0	0
Mean	1.890	1.830	1.910	2.020	1.950
Median	2.000	2.000	2.000	2.000	2.000
Mode	1.0	1.0	1.0	1.0	1.0
Std. Deviation	.9939	.9955	1.0833	1.1369	1.1492
Variance	.988	.991	1.174	1.293	1.321

3. Statistics for third five questions in questionnaire

**TABLE 4: STATISTICS OF QUESTIONNAIRE**

	Onlineadvertisin gwillflexibleyourti metoseeoffers	Doyouthinkthefoll owingfactorsareb enefitstolocalbusi nes	Doyouthinkthefoll owingfactorsareb enefitstolocalbusi nes	Doyouthinkthefoll owingfactorsareb enefitstolocalbusi nes	Doyouthinkthefoll owingfactorsare benefitstolocalbu sines
N Valid	100	97	97	96	96
Missing	0	3	3	4	4
Mean	1.830	1.52	1.63	1.67	1.74
Median	1.000	1.00	1.00	1.00	2.00
Mode	1.0	1	1	1	1
Std. Deviation	1.0642	.779	.782	.804	.849
Variance	1.132	.607	.611	.646	.721

FREQUENCY TABLES

TABLE 5.1: AGE GROUPS OF RESPONDENTS

		Frequency	Percent	Valid Percent	Cumulative Percent
Valid	Online advertising	32	32.0	32.0	32.0
	Through Advertisement	25	25.0	25.0	57.0
	Through Friends & Relatives	33	33.0	33.0	90.0
	Through Hoardings / Newspaper	10	10.0	10.0	100.0
	Total	100	100.0	100.0	

TABLE 5.2

		Frequency	Percent	Valid Percent	Cumulative Percent
Valid	20-40	63	63.0	63.0	63.0
	above 40	17	17.0	17.0	80.0
	below 20	20	20.0	20.0	100.0
	Total	100	100.0	100.0	

From the above table, we can see that 63% of respondents are 20-40 age groups and 17% are above 40 years and 20% are of below 20. Do you frequently visit local business?

TABLE 6: FREQUENCY TABLE FOR VISITING LOCAL BUSINESS

		Frequency	Percent	Valid Percent	Cumulative Percent
Valid	Maybe	20	20.0	20.0	20.0
	No	18	18.0	18.0	38.0
	Yes	62	62.0	62.0	100.0
	Total	100	100.0	100.0	

From the above table, we can see that 62% of respondents said yes for frequent visits to the store, 18% said that they won't go and rest were neutral

TABLE 7: FREQUENCY TABLE FOR REASON

Reason for your visit					
		Frequency	Percent	Valid Percent	Cumulative Percent
Valid	Discount Offers	49	49.0	49.0	49.0
	e-commerce	1	1.0	1.0	50.0
	Location of the Store	14	14.0	14.0	64.0
	Promotional Offers	23	23.0	23.0	87.0
	Range of Items	13	13.0	13.0	100.0
	Total	100	100.0	100.0	

From the above table, we can see that 49% of respondents are Discount offers, only 1% of the respondents opted for e-commerce and 23% respondents were for promotional offers  
How do you come to know about offers?

TABLE 8: FREQUENCY TABLE FOR KNOWING ABOUT OFFERS

		Frequency	Percent	Valid Percent	Cumulative Percent
Valid	Strongly agree	41	41.0	41.0	41.0
	Agree	45	45.0	45.0	86.0
	No opinion	9	9.0	9.0	95.0
	Disagree	3	3.0	3.0	98.0
	Strongly disagree	2	2.0	2.0	100.0
	Total	100	100.0	100.0	

From the above table, we can see that equal number of respondents choose online advertising and friends as a media about offers and 25% through advertisements Promotion.

CHART 1: PROMOTION THROUGH SOCIAL NETWORKING SITES

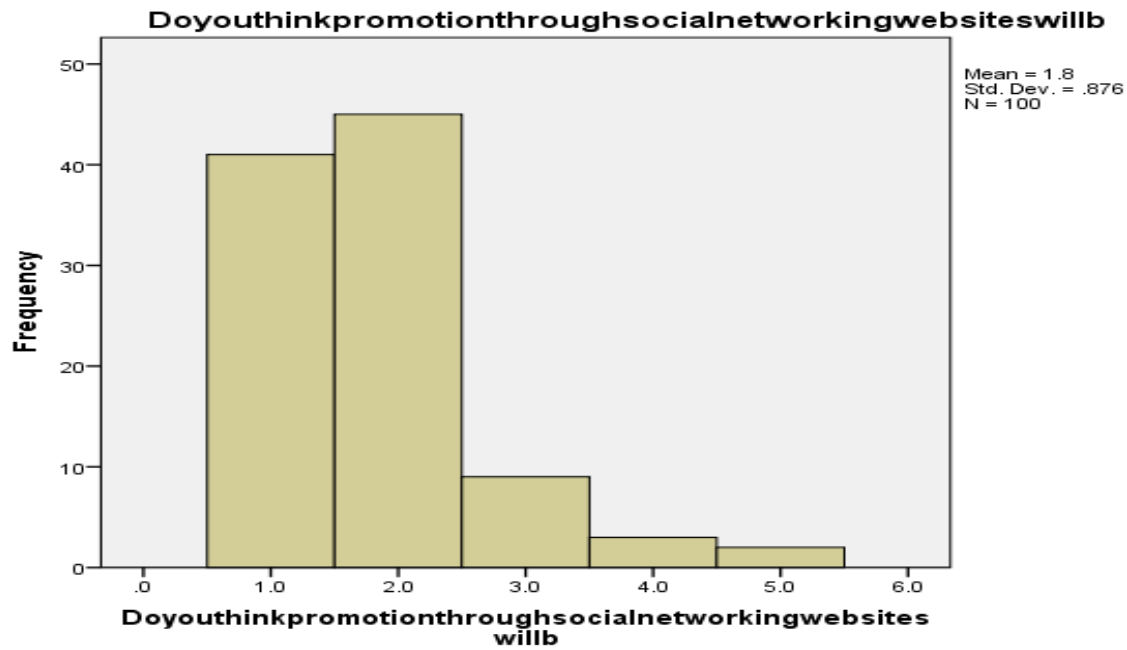
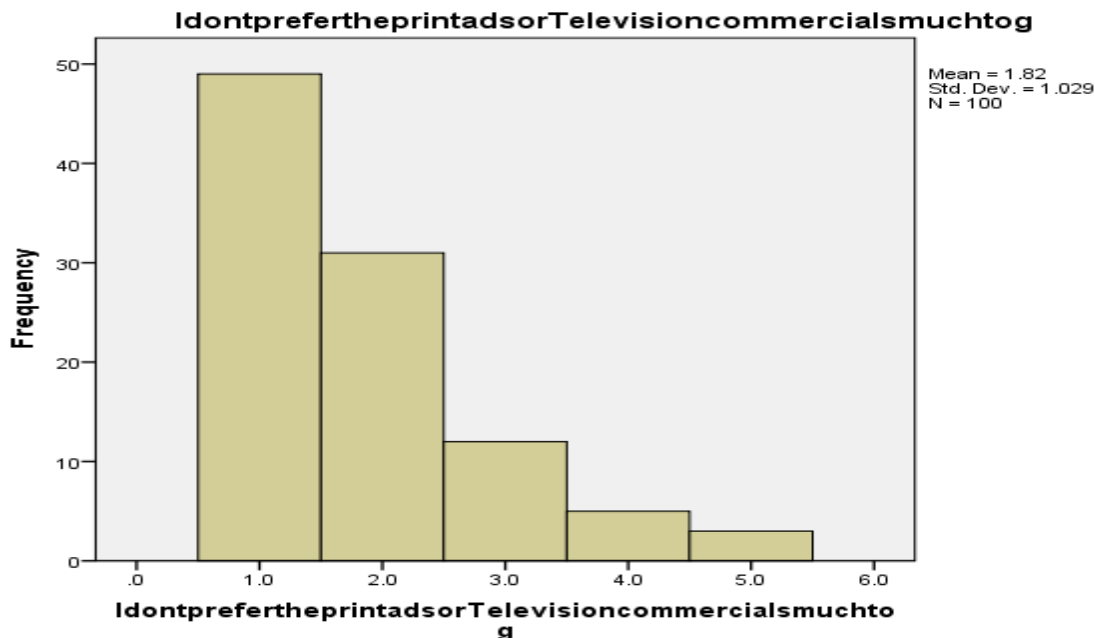


TABLE 9: DON'T PREFER

From the above table, we can see that 86% of respondents agreed that promotion through social networking sites will make an impact on customer. I don't prefer the print ads or Television commercials much

	Frequency	Percent	Valid Percent	Cumulative Percent
Strongly agree	49	49.0	49.0	49.0
Agree	31	31.0	31.0	80.0
No opinion	12	12.0	12.0	92.0
Disagree	5	5.0	5.0	97.0
Strongly disagree	3	3.0	3.0	100.0
Total	100	100.0	100.0	

CHART 2

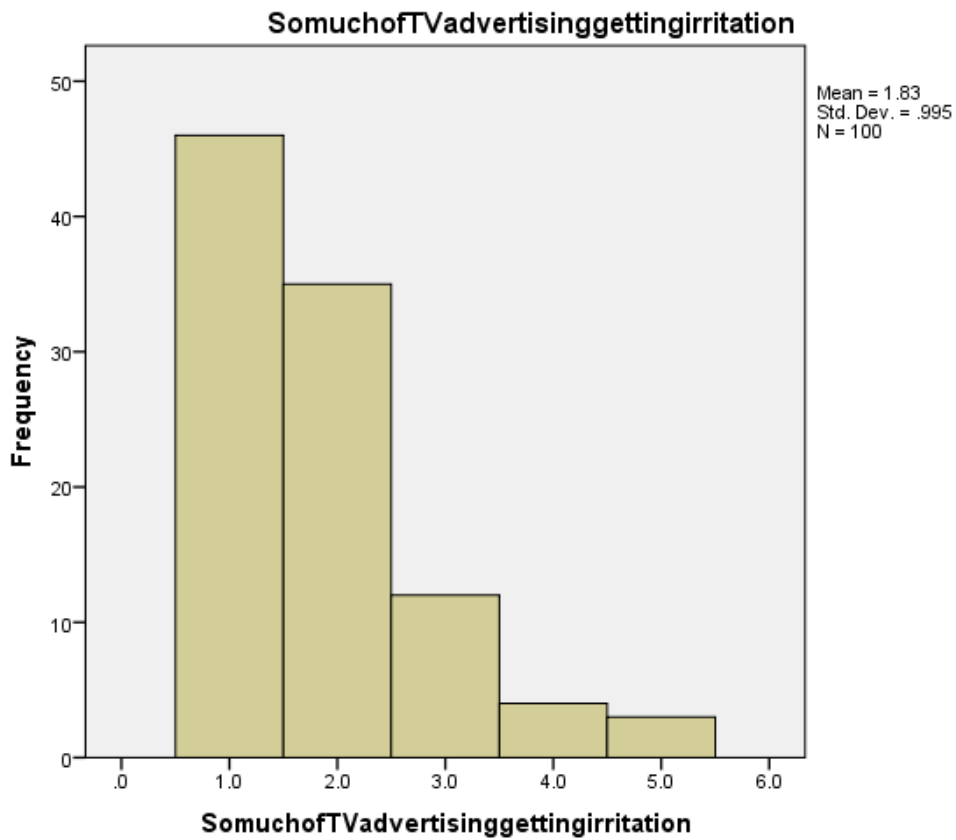


From the above table, 80% of respondents were accepting that they won't prefer television commercials much. So much of TV advertising getting irritation

TABLE 10: IRRITATION

	Frequency	Percent	Valid Percent	Cumulative Percent
Strongly agree	46	46.0	46.0	46.0
Agree	35	35.0	35.0	81.0
No opinion	12	12.0	12.0	93.0
Disagree	4	4.0	4.0	97.0
Strongly disagree	3	3.0	3.0	100.0
Total	100	100.0	100.0	

CHART 3

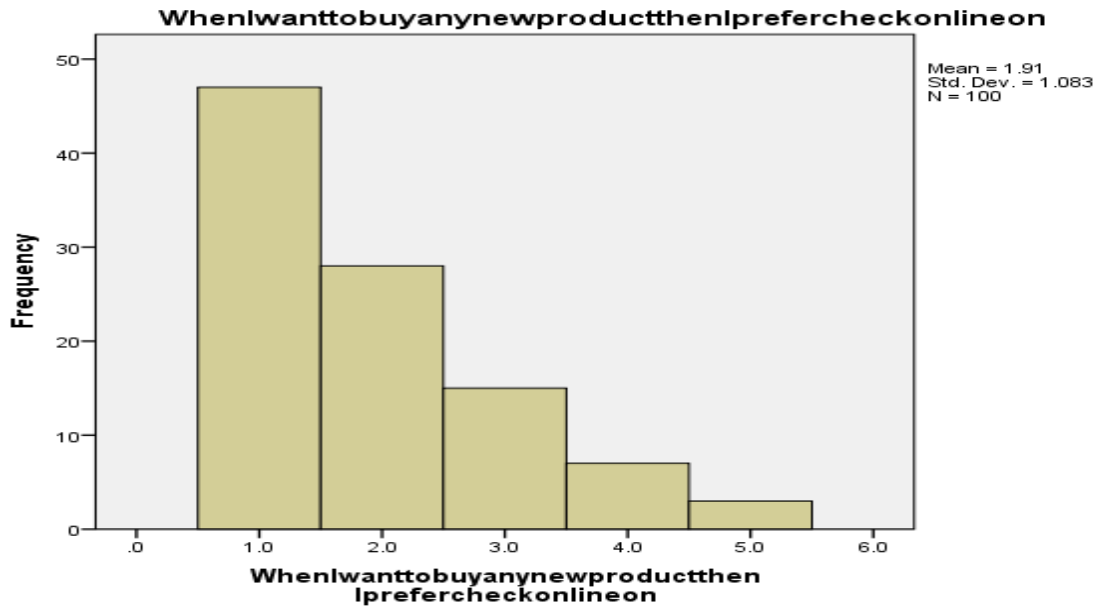


From the above table, we can see that 81% of respondents agreed that they are irritated by TV ads frequently. 12% were neutral and the rest disagreed When I want to buy any new product then I prefer check online once.

TABLE 11: PREFER CHECK ONLINE ONCE

	Frequency	Percent	Valid Percent	Cumulative Percent
Strongly agree	47	47.0	47.0	47.0
Agree	28	28.0	28.0	75.0
No opinion	15	15.0	15.0	90.0
Disagree	7	7.0	7.0	97.0
Strongly disagree	3	3.0	3.0	100.0
Total	100	100.0	100.0	

CHART 4



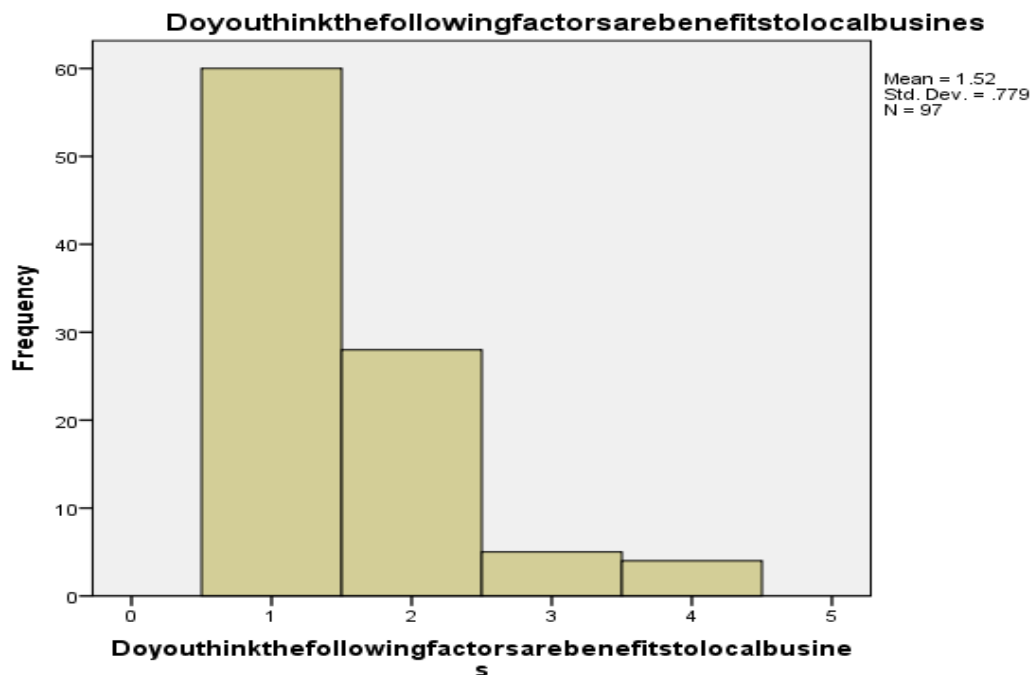
From the above table, we can see that 75% of respondents agreed that they will check online for pre purchase of product for various reasons. 15% were neutral and the rest disagreed

a) Save time

TABLE 12

	Frequency	Percent	Valid Percent	Cumulative Percent
Valid Strongly agree	60	60.0	61.9	61.9
Valid Agree	28	28.0	28.9	90.7
Valid No opinion	5	5.0	5.2	95.9
Valid Disagree	4	4.0	4.1	100.0
Total	97	97.0	100.0	
Missing System	3	3.0		
Total	100	100.0		

CHART 5



From the above table, we can see that 88% of respondents agreed that they are having an impact by online advertisements due to various reasons. 5% were neutral and the rest disagreed

b) Save money

CHART 6

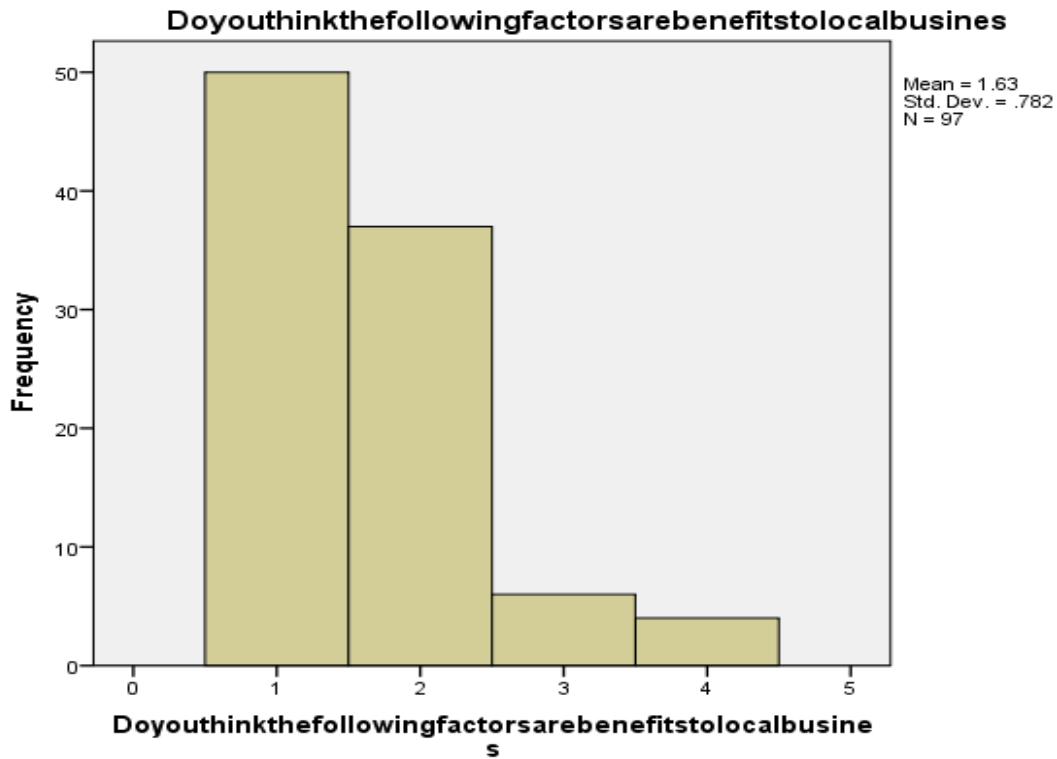


TABLE 13: SAVE MONEY

	Frequency	Percent	Valid Percent	Cumulative Percent
Valid Strongly agree	50	50.0	51.5	51.5
Valid Agree	37	37.0	38.1	89.7
Valid No opinion	6	6.0	6.2	95.9
Valid Disagree	4	4.0	4.1	100.0
Total	97	97.0	100.0	
Missing System	3	3.0		
Total	100	100.0		

From the above table, we can see that 87% of respondents agreed that they are having an impact by online advertisements due to various reasons. 5% were neutral and the rest disagreed

c) Convenience

TABLE 14: CONVENIENCE

	Frequency	Percent	Valid Percent	Cumulative Percent
Valid Strongly agree	49	49.0	51.0	51.0
Valid Agree	33	33.0	34.4	85.4
Valid No opinion	11	11.0	11.5	96.9
Valid Disagree	3	3.0	3.1	100.0
Total	96	96.0	100.0	
Missing System	4	4.0		
Total	100	100.0		



CHART 7



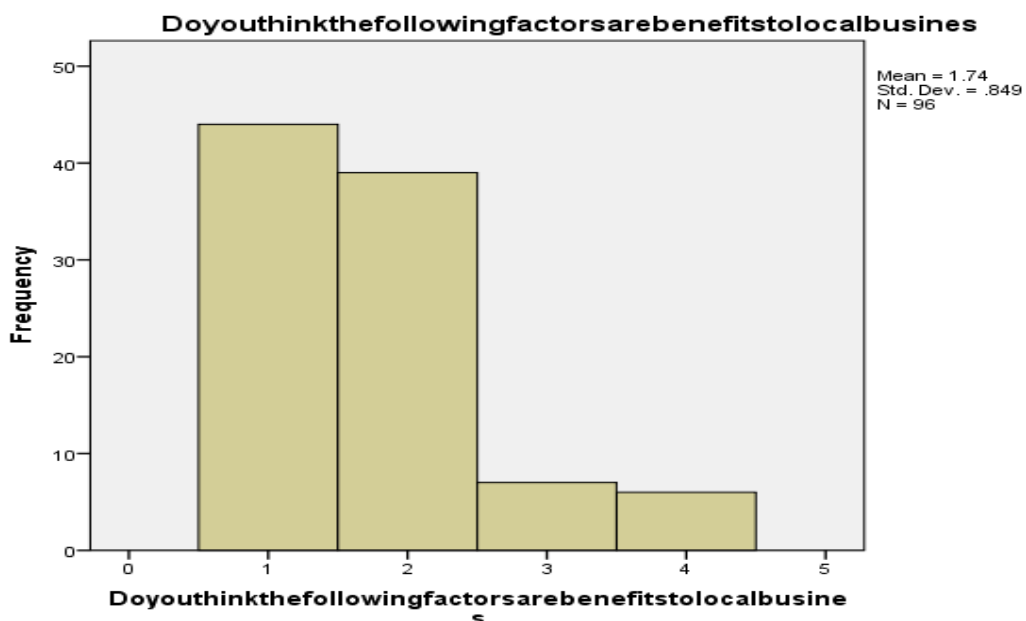
From the above table, we can see that 87% of respondents agreed that they are having an impact by online advertisements due to various reasons. 5% were neutral and the rest disagreed.

d) Easy way

TABLE 15: EASY WAYS

	Frequency	Percent	Valid Percent	Cumulative Percent
Strongly agree	44	44.0	45.8	45.8
Agree	39	39.0	40.6	86.5
Valid No opinion	7	7.0	7.3	93.8
Disagree	6	6.0	6.3	100.0
Total	96	96.0	100.0	
Missing System	4	4.0		
Total	100	100.0		

CHART 8



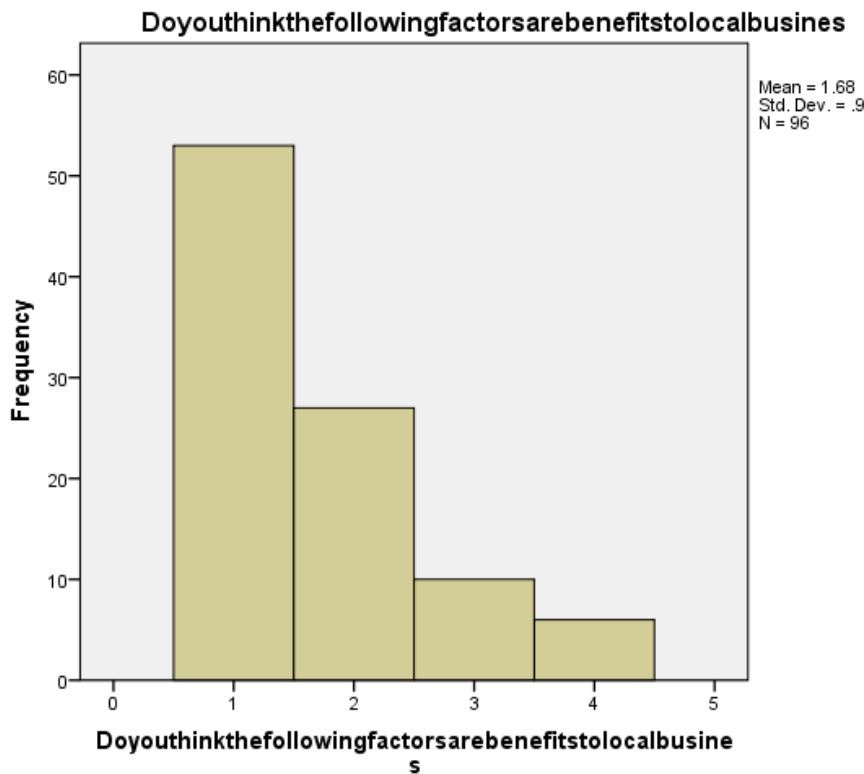
From the above table, we can see that 87% of respondents agreed that they are having an impact by online advertisements due to various reasons. 5% were neutral and the rest disagreed

e) Awareness

TABLE 16: AWARENESS

		Frequency	Percent	Valid Percent	Cumulative Percent
Valid	Strongly agree	53	53.0	55.2	55.2
	Agree	27	27.0	28.1	83.3
	No opinion	10	10.0	10.4	93.8
	Disagree	6	6.0	6.3	100.0
	Total	96	96.0	100.0	
Missing	System	4	4.0		
Total		100	100.0		

CHART 9



From the above table, we can see that 87% of respondents agreed that they are having an impact by online advertisements due to various reasons. 5% were neutral and the rest disagreed.

**FINDINGS**

The findings based on the primary data collected are listed here.

1. The numbers of respondents are saying that online advertising is best to knowing information compared to other medium.
2. Most of the respondents prefer promotion through social media will helpful for companies.
3. Out of the types of advertisements, online advertisements are preferred most next to television advertisements.
4. Most of the respondents think online advertisements will reach more effectively compared to other media.
5. Most of the respondents think online advertising will effects purchasing behaviour and mindset.
6. Most of the respondents think online advertising contains lot of benefits.
7. Most of the respondents prefer advertised products more than non-advertised products.
8. Most of the respondents thinks online advertising will help to save their time, money and etc.

**SUGGESTIONS**

1. The number of companies advertising online is soaring, but even then fraud and deception may reduce consumer confidence. Therefore, it should be ensured that products and services are described truthfully in online advertisements.
2. Trust or confidence can be built in online business by using testimonials with the permission of customers.
3. To avoid interference in work, advertisements should be designed to meet the preferences of target customers or target audience.
4. Use of multi-media' and use of banner advertisements give viewers a chance to interact with banners which helps in online advertising.

5. All age group are getting awareness of online advertising it will gives boost for online advertising media. It comes up with new strategies to make online advertising as simple.
6. Now a people in India are changing to digital India. It is best time to capture the market.

### RECOMMENDATIONS

1. Online advertising needs to attract the above 40+ age people they thinking other medium is best for advertising for products there percentage is very less but we need to find solution.
2. Respondents are attracts only for offers advertisements in online advertising. So, online advertising have to increase these type of promotions for companies
3. Most of saying they knowing information through friends and relatives. Increase more ways to engage people to online advertising.
4. Most of the people thinking online advertising is better compared to all medium. But, we have to maintain that standards to remove fraud advertisements.
5. Governments also increase their promotions through online advertising to aware of their schemes to people.

### CONCLUSION

The study titled 'customer perception towards online advertisements' reveals that the most effective media of advertising is online advertising. Internet advertising offers increased awareness of companies, an easy method to distribute information, advanced methods of targeting consumers, an immediate and direct line to the customers, and reduced costs in performing these tasks. The main problem related to this is the interference of online advertisements in the work of people and the fear of falling prey to online advertising fraud and malpractice. As people get more accustomed to finding product information on the web, more and more readers will actively seek out Internet advertising sites.

### REFERENCES

1. <http://economictimes.indiatimes.com/industry/services/advertising/indias-online-ad-market-to-reach-rs-7044-crore-by-december-end-report/articleshows/53080940.cms>
2. <http://knowledge.panxpan.com/articles/types-of-online-advertising>
3. <http://prettygoodplan.com/2011/11/different-types-of-online-advertising/>
4. <http://www.adageindia.in/digital/digital-advertising-in-india-to-touch-rs-7044-crore-by-december-2016/articleshows/53077045.cms>
5. [http://www.afaqs.com/news/story/48420\\_Digital-advertising-spends-close-to-12-per-cent-of-total-advertisement-spends-in-India-IAMAI-and-IMRB-International-report](http://www.afaqs.com/news/story/48420_Digital-advertising-spends-close-to-12-per-cent-of-total-advertisement-spends-in-India-IAMAI-and-IMRB-International-report)
6. <http://www.businesstoday.in/magazine/features/online-advertising-vs-traditional-media/story/186802.html>
7. <http://www.cxotoday.com/story/indias-digital-advertisement-market-to-grow-inr-7044-cr>
8. <http://www.ibef.org/industry/advertising-marketing-india.aspx>
9. <http://www.indianonlinemarketing.com/online-advertising.php>
10. <http://www.livemint.com/Consumer/DBCONmbbzdRiPNJb63WtI/Online-ad-market-in-India-likely-to-grow-30.html>
11. <http://www.slideshare.net/TheHWD/digital-advertising-in-india-statistics-trends-2013>
12. <https://www.openglobal.co.uk/articles/223-the-4-types-of-online-advertising.html>
13. <https://www.thebalance.com/the-different-forms-of-digital-advertising-38451>
14. Internet Advertisements (2010) A report published by Internet and Mobile association of India.
15. Report on Vernacular Content (2009) published by Internet and Mobile association of India.

## REQUEST FOR FEEDBACK

**Dear Readers**

At the very outset, International Journal of Research in Computer Application & Management (IJRCM) acknowledges & appreciates your efforts in showing interest in our present issue under your kind perusal.

I would like to request you to supply your critical comments and suggestions about the material published in this issue, as well as on the journal as a whole, on our e-mail [infoijrcm@gmail.com](mailto:infoijrcm@gmail.com) for further improvements in the interest of research.

If you have any queries, please feel free to contact us on our e-mail [infoijrcm@gmail.com](mailto:infoijrcm@gmail.com).

I am sure that your feedback and deliberations would make future issues better – a result of our joint effort.

Looking forward to an appropriate consideration.

With sincere regards

Thanking you profoundly

**Academically yours**

Sd/-

**Co-ordinator**

## DISCLAIMER

The information and opinions presented in the Journal reflect the views of the authors and not of the Journal or its Editorial Board or the Publishers/Editors. Publication does not constitute endorsement by the journal. Neither the Journal nor its publishers/Editors/Editorial Board nor anyone else involved in creating, producing or delivering the journal or the materials contained therein, assumes any liability or responsibility for the accuracy, completeness, or usefulness of any information provided in the journal, nor shall they be liable for any direct, indirect, incidental, special, consequential or punitive damages arising out of the use of information/material contained in the journal. The journal, neither its publishers/Editors/ Editorial Board, nor any other party involved in the preparation of material contained in the journal represents or warrants that the information contained herein is in every respect accurate or complete, and they are not responsible for any errors or omissions or for the results obtained from the use of such material. Readers are encouraged to confirm the information contained herein with other sources. The responsibility of the contents and the opinions expressed in this journal are exclusively of the author (s) concerned.

## ABOUT THE JOURNAL

In this age of Commerce, Economics, Computer, I.T. & Management and cut throat competition, a group of intellectuals felt the need to have some platform, where young and budding managers and academicians could express their views and discuss the problems among their peers. This journal was conceived with this noble intention in view. This journal has been introduced to give an opportunity for expressing refined and innovative ideas in this field. It is our humble endeavour to provide a springboard to the upcoming specialists and give a chance to know about the latest in the sphere of research and knowledge. We have taken a small step and we hope that with the active co-operation of like-minded scholars, we shall be able to serve the society with our humble efforts.

### *Our Other Journals*

