

# INTERNATIONAL JOURNAL OF RESEARCH IN COMMERCE, ECONOMICS & MANAGEMENT

I  
J  
R  
C  
M



A Monthly Double-Blind Peer Reviewed (Refereed/Juried) Open Access International e-Journal - Included in the International Serial Directories

Indexed & Listed at:

Ulrich's Periodicals Directory ©, ProQuest, U.S.A., EBSCO Publishing, U.S.A., Cabell's Directories of Publishing Opportunities, U.S.A.

Open J-Gate, India [link of the same is duly available at Inlibnet of University Grants Commission (U.G.C.)]

Index Copernicus Publishers Panel, Poland with IC Value of 5.09 & number of libraries all around the world.

Circulated all over the world & Google has verified that scholars of more than 3130 Cities in 166 countries/territories are visiting our journal on regular basis.

Ground Floor, Building No. 1041-C-1, Devi Bhawan Bazar, JAGADHRI – 135 003, Yamunanagar, Haryana, INDIA

<http://ijrcm.org.in/>

# CONTENTS

Sr. No.	TITLE & NAME OF THE AUTHOR (S)	Page No.
1.	<b>MARRIED WOMEN WORKING IN NIGHT SHIFT AND ITS IMPACT ON FAMILY RELATIONSHIP</b> <i>DR. MUNIVENKATAPPA, DR. LAKHSMIPATHI. C.G, DR. SHOBHA. C &amp; T. NARASIMHAIAH</i>	1
2.	<b>BANKS IN BRAZIL: CHALLENGES AFTER THE GLOBAL CRISIS</b> <i>MARIA ALEJANDRA CAPOREALE MADI &amp; JOSÉ RICARDO BARBOSA GONÇALVES</i>	6
3.	<b>A STUDY ON POTENTIALITY OF SILVER AS AN INVESTMENT ASSET</b> <i>CHANDRA SHEKAR BM, DR. NIRMALA K REDDY &amp; MUNILAKSHMI R</i>	11
4.	<b>ECONOMIC DEVELOPMENT AND TOURISM IN SIKKIM: A CRITICAL REVIEW</b> <i>ANJAN CHAKRABARTI</i>	16
5.	<b>AN ANALYSIS OF DETERMINANTS THAT INFLUENCE THE GOLD PRICE MOVEMENTS IN INDIA</b> <i>SHEETAL DUBEY &amp; ANAMIKA HARDIA</i>	22
6.	<b>RISING FOOD PRICES AS THE BASE OF INFLATION IN INDIAN ECONOMY</b> <i>CHITRA BHATIA ARORA</i>	26
7.	<b>ADULT EDUCATION: A KEY ELEMENT FOR THE TRIBAL WOMEN'S EMPOWERMENT</b> <i>DR. TADEPALLI DORA BABU</i>	32
8.	<b>EFFECTIVENESS OF NREGA'S IMPLEMENTATION IN INDIA</b> <i>PRIYANKA PANDEY</i>	36
9.	<b>BUILDING BRAND LOYALTY THROUGH SOCIAL MEDIA</b> <i>ROBIN INDERPAL SINGH</i>	41
10.	<b>IFRS: AN IMPLEMENTATION</b> <i>PAYAL CHATLY</i>	44
11.	<b>CONTRIBUTION OF IMPROVED AGRICULTURAL INPUTS USE ON VEGETABLE PRODUCTION: IMPACT ANALYSIS ON VEGETABLE PRODUCERS IN ALMATA, TIGRAY, ETHIOPIA</b> <i>GEBREMESKEL BERHANE TESFAY</i>	48
12.	<b>IMPORTANCE OF INNOVATION FOR SME GROWTH: EVIDENCE FROM ALBANIA</b> <i>DORJANA FEIMI &amp; DR. VASILIKA KUME</i>	54
13.	<b>ROLE OF MAHARATNA COMPANIES IN INDIAN ECONOMY</b> <i>NIRANJAN KUMAR SINGH &amp; NITA CHOUDHARY</i>	59
14.	<b>DEVELOPING COMPETENCY BY STRATEGISING AN AGILE SUPPLY CHAIN</b> <i>VIMALNATH VENKATASUBRAMANIAN &amp; R BASKARAN</i>	66
15.	<b>EURO ZONE CRISIS: IMPACT AND IMPLICATION FOR INDIA</b> <i>NEHA ARORA</i>	71
	<b>REQUEST FOR FEEDBACK &amp; DISCLAIMER</b>	76

## CHIEF PATRON

**PROF. K. K. AGGARWAL**

Chairman, Malaviya National Institute of Technology, Jaipur

(An institute of National Importance & fully funded by Ministry of Human Resource Development, Government of India)

Chancellor, K. R. Mangalam University, Gurgaon

Chancellor, Lingaya's University, Faridabad

Founder Vice-Chancellor (1998-2008), Guru Gobind Singh Indraprastha University, Delhi

Ex. Pro Vice-Chancellor, Guru Jambheshwar University, Hisar

## FOUNDER PATRON

**LATE SH. RAM BHAJAN AGGARWAL**

Former State Minister for Home & Tourism, Government of Haryana

Former Vice-President, Dadri Education Society, Charkhi Dadri

Former President, Chinar Syntex Ltd. (Textile Mills), Bhiwani

## CO-ORDINATOR

**DR. BHAVET**

Faculty, Shree Ram Institute of Business & Management, Urjani

## ADVISORS

**DR. PRIYA RANJAN TRIVEDI**

Chancellor, The Global Open University, Nagaland

**PROF. M. S. SENAM RAJU**

Director A. C. D., School of Management Studies, I.G.N.O.U., New Delhi

**PROF. M. N. SHARMA**

Chairman, M.B.A., Haryana College of Technology & Management, Kaithal

**PROF. S. L. MAHANDRU**

Principal (Retd.), Maharaja Agrasen College, Jagadhri

## EDITOR

**PROF. R. K. SHARMA**

Professor, Bharti Vidyapeeth University Institute of Management & Research, New Delhi

## CO-EDITOR

**DR. SAMBHAV GARG**

Faculty, Shree Ram Institute of Business & Management, Urjani

## EDITORIAL ADVISORY BOARD

**DR. RAJESH MODI**

Faculty, Yanbu Industrial College, Kingdom of Saudi Arabia

**PROF. SIKANDER KUMAR**

Chairman, Department of Economics, Himachal Pradesh University, Shimla, Himachal Pradesh

**PROF. SANJIV MITTAL**

University School of Management Studies, Guru Gobind Singh I. P. University, Delhi

**PROF. RAJENDER GUPTA**

Convener, Board of Studies in Economics, University of Jammu, Jammu

**PROF. NAWAB ALI KHAN**

Department of Commerce, Aligarh Muslim University, Aligarh, U.P.

**PROF. S. P. TIWARI**

Head, Department of Economics &amp; Rural Development, Dr. Ram Manohar Lohia Avadh University, Faizabad

**DR. ANIL CHANDHOK**

Professor, Faculty of Management, Maharishi Markandeshwar University, Mullana, Ambala, Haryana

**DR. ASHOK KUMAR CHAUHAN**

Reader, Department of Economics, Kurukshetra University, Kurukshetra

**DR. SAMBHAVNA**

Faculty, I.I.T.M., Delhi

**DR. MOHENDER KUMAR GUPTA**

Associate Professor, P.J.L.N. Government College, Faridabad

**DR. VIVEK CHAWLA**

Associate Professor, Kurukshetra University, Kurukshetra

**DR. SHIVAKUMAR DEENE**

Asst. Professor, Dept. of Commerce, School of Business Studies, Central University of Karnataka, Gulbarga

**ASSOCIATE EDITORS****PROF. ABHAY BANSAL**

Head, Department of Information Technology, Amity School of Engineering &amp; Technology, Amity University, Noida

**PARVEEN KHURANA**

Associate Professor, Mukand Lal National College, Yamuna Nagar

**SHASHI KHURANA**

Associate Professor, S.M.S. Khalsa Lubana Girls College, Barara, Ambala

**SUNIL KUMAR KARWASRA**

Principal, Aakash College of Education, Chander Kalan, Tohana, Fatehabad

**DR. VIKAS CHOUDHARY**

Asst. Professor, N.I.T. (University), Kurukshetra

**TECHNICAL ADVISOR****AMITA**

Faculty, Government M. S., Mohali

**FINANCIAL ADVISORS****DICKIN GOYAL**

Advocate &amp; Tax Adviser, Panchkula

**NEENA**

Investment Consultant, Chambaghat, Solan, Himachal Pradesh

**LEGAL ADVISORS****JITENDER S. CHAHAL**

Advocate, Punjab &amp; Haryana High Court, Chandigarh U.T.

**CHANDER BHUSHAN SHARMA**

Advocate &amp; Consultant, District Courts, Yamunanagar at Jagadhri

**SUPERINTENDENT****SURENDER KUMAR POONIA**

## **CALL FOR MANUSCRIPTS**

We invite unpublished novel, original, empirical and high quality research work pertaining to recent developments & practices in the areas of Computer Science & Applications; Commerce; Business; Finance; Marketing; Human Resource Management; General Management; Banking; Economics; Tourism Administration & Management; Education; Law; Library & Information Science; Defence & Strategic Studies; Electronic Science; Corporate Governance; Industrial Relations; and emerging paradigms in allied subjects like Accounting; Accounting Information Systems; Accounting Theory & Practice; Auditing; Behavioral Accounting; Behavioral Economics; Corporate Finance; Cost Accounting; Econometrics; Economic Development; Economic History; Financial Institutions & Markets; Financial Services; Fiscal Policy; Government & Non Profit Accounting; Industrial Organization; International Economics & Trade; International Finance; Macro Economics; Micro Economics; Rural Economics; Co-operation; Demography; Development Planning; Development Studies; Applied Economics; Development Economics; Business Economics; Monetary Policy; Public Policy Economics; Real Estate; Regional Economics; Political Science; Continuing Education; Labour Welfare; Philosophy; Psychology; Sociology; Tax Accounting; Advertising & Promotion Management; Management Information Systems (MIS); Business Law; Public Responsibility & Ethics; Communication; Direct Marketing; E-Commerce; Global Business; Health Care Administration; Labour Relations & Human Resource Management; Marketing Research; Marketing Theory & Applications; Non-Profit Organizations; Office Administration/Management; Operations Research/Statistics; Organizational Behavior & Theory; Organizational Development; Production/Operations; International Relations; Human Rights & Duties; Public Administration; Population Studies; Purchasing/Materials Management; Retailing; Sales/Selling; Services; Small Business Entrepreneurship; Strategic Management Policy; Technology/Innovation; Tourism & Hospitality; Transportation Distribution; Algorithms; Artificial Intelligence; Compilers & Translation; Computer Aided Design (CAD); Computer Aided Manufacturing; Computer Graphics; Computer Organization & Architecture; Database Structures & Systems; Discrete Structures; Internet; Management Information Systems; Modeling & Simulation; Neural Systems/Neural Networks; Numerical Analysis/Scientific Computing; Object Oriented Programming; Operating Systems; Programming Languages; Robotics; Symbolic & Formal Logic; Web Design and emerging paradigms in allied subjects.

Anybody can submit the **soft copy** of unpublished novel; original; empirical and high quality **research work/manuscript anytime** in **M.S. Word format** after preparing the same as per our **GUIDELINES FOR SUBMISSION**; at our email address i.e. [infoijrcm@gmail.com](mailto:infoijrcm@gmail.com) or online by clicking the link **online submission** as given on our website ([FOR ONLINE SUBMISSION, CLICK HERE](#)).

## **GUIDELINES FOR SUBMISSION OF MANUSCRIPT**

### 1. **COVERING LETTER FOR SUBMISSION:**

DATED: \_\_\_\_\_

**THE EDITOR**  
IJRCM

**Subject:** **SUBMISSION OF MANUSCRIPT IN THE AREA OF.**

**(e.g. Finance/Marketing/HRM/General Management/Economics/Psychology/Law/Computer/IT/Engineering/Mathematics/other, please specify)**

**DEAR SIR/MADAM**

Please find my submission of manuscript entitled '\_\_\_\_\_ ' for possible publication in your journals.

I hereby affirm that the contents of this manuscript are original. Furthermore, it has neither been published elsewhere in any language fully or partly, nor is it under review for publication elsewhere.

I affirm that all the author (s) have seen and agreed to the submitted version of the manuscript and their inclusion of name (s) as co-author (s).

Also, if my/our manuscript is accepted, I/We agree to comply with the formalities as given on the website of the journal & you are free to publish our contribution in any of your journals.

#### **NAME OF CORRESPONDING AUTHOR:**

Designation:  
Affiliation with full address, contact numbers & Pin Code:  
Residential address with Pin Code:  
Mobile Number (s):  
Landline Number (s):  
E-mail Address:  
Alternate E-mail Address:

#### **NOTES:**

- a) The whole manuscript is required to be in **ONE MS WORD FILE** only (pdf. version is liable to be rejected without any consideration), which will start from the covering letter, inside the manuscript.
- b) The sender is required to mention the following in the **SUBJECT COLUMN** of the mail:  
**New Manuscript for Review in the area of** (Finance/Marketing/HRM/General Management/Economics/Psychology/Law/Computer/IT/Engineering/Mathematics/other, please specify)
- c) There is no need to give any text in the body of mail, except the cases where the author wishes to give any specific message w.r.t. to the manuscript.
- d) The total size of the file containing the manuscript is required to be below **500 KB**.
- e) Abstract alone will not be considered for review, and the author is required to submit the complete manuscript in the first instance.
- f) The journal gives acknowledgement w.r.t. the receipt of every email and in case of non-receipt of acknowledgment from the journal, w.r.t. the submission of manuscript, within two days of submission, the corresponding author is required to demand for the same by sending separate mail to the journal.

2. **MANUSCRIPT TITLE:** The title of the paper should be in a 12 point Calibri Font. It should be bold typed, centered and fully capitalised.

3. **AUTHOR NAME (S) & AFFILIATIONS:** The author (s) **full name, designation, affiliation (s), address, mobile/landline numbers**, and **email/alternate email address** should be in italic & 11-point Calibri Font. It must be centered underneath the title.

4. **ABSTRACT:** Abstract should be in fully italicized text, not exceeding 250 words. The abstract must be informative and explain the background, aims, methods, results & conclusion in a single para. Abbreviations must be mentioned in full.

5. **KEYWORDS:** Abstract must be followed by a list of keywords, subject to the maximum of five. These should be arranged in alphabetic order separated by commas and full stops at the end.
6. **MANUSCRIPT:** Manuscript must be in **BRITISH ENGLISH** prepared on a standard A4 size **PORTRAIT SETTING PAPER**. It must be prepared on a single space and single column with 1" margin set for top, bottom, left and right. It should be typed in 8 point Calibri Font with page numbers at the bottom and centre of every page. It should be free from grammatical, spelling and punctuation errors and must be thoroughly edited.
7. **HEADINGS:** All the headings should be in a 10 point Calibri Font. These must be bold-faced, aligned left and fully capitalised. Leave a blank line before each heading.
8. **SUB-HEADINGS:** All the sub-headings should be in a 8 point Calibri Font. These must be bold-faced, aligned left and fully capitalised.
9. **MAIN TEXT:** The main text should follow the following sequence:

**INTRODUCTION**

**REVIEW OF LITERATURE**

**NEED/IMPORTANCE OF THE STUDY**

**STATEMENT OF THE PROBLEM**

**OBJECTIVES**

**HYPOTHESES**

**RESEARCH METHODOLOGY**

**RESULTS & DISCUSSION**

**FINDINGS**

**RECOMMENDATIONS/SUGGESTIONS**

**CONCLUSIONS**

**SCOPE FOR FURTHER RESEARCH**

**ACKNOWLEDGMENTS**

**REFERENCES**

**APPENDIX/ANNEXURE**

It should be in a 8 point Calibri Font, single spaced and justified. The manuscript should preferably not exceed **5000 WORDS**.

10. **FIGURES & TABLES:** These should be simple, crystal clear, centered, separately numbered & self explained, and **titles must be above the table/figure**. **Sources of data should be mentioned below the table/figure**. It should be ensured that the tables/figures are referred to from the main text.
11. **EQUATIONS:** These should be consecutively numbered in parentheses, horizontally centered with equation number placed at the right.
12. **REFERENCES:** The list of all references should be alphabetically arranged. The author (s) should mention only the actually utilised references in the preparation of manuscript and they are supposed to follow **Harvard Style of Referencing**. The author (s) are supposed to follow the references as per the following:
  - All works cited in the text (including sources for tables and figures) should be listed alphabetically.
  - Use (ed.) for one editor, and (ed.s) for multiple editors.
  - When listing two or more works by one author, use --- (20xx), such as after Kohl (1997), use --- (2001), etc, in chronologically ascending order.
  - Indicate (opening and closing) page numbers for articles in journals and for chapters in books.
  - The title of books and journals should be in italics. Double quotation marks are used for titles of journal articles, book chapters, dissertations, reports, working papers, unpublished material, etc.
  - For titles in a language other than English, provide an English translation in parentheses.
  - The location of endnotes within the text should be indicated by superscript numbers.

**PLEASE USE THE FOLLOWING FOR STYLE AND PUNCTUATION IN REFERENCES:**

**BOOKS**

- Bowersox, Donald J., Closs, David J., (1996), "Logistical Management." Tata McGraw, Hill, New Delhi.
- Hunker, H.L. and A.J. Wright (1963), "Factors of Industrial Location in Ohio" Ohio State University, Nigeria.

**CONTRIBUTIONS TO BOOKS**

- Sharma T., Kwatra, G. (2008) Effectiveness of Social Advertising: A Study of Selected Campaigns, Corporate Social Responsibility, Edited by David Crowther & Nicholas Capaldi, Ashgate Research Companion to Corporate Social Responsibility, Chapter 15, pp 287-303.

**JOURNAL AND OTHER ARTICLES**

- Schemenner, R.W., Huber, J.C. and Cook, R.L. (1987), "Geographic Differences and the Location of New Manufacturing Facilities," Journal of Urban Economics, Vol. 21, No. 1, pp. 83-104.

**CONFERENCE PAPERS**

- Garg, Sambhav (2011): "Business Ethics" Paper presented at the Annual International Conference for the All India Management Association, New Delhi, India, 19–22 June.

**UNPUBLISHED DISSERTATIONS AND THESES**

- Kumar S. (2011): "Customer Value: A Comparative Study of Rural and Urban Customers," Thesis, Kurukshetra University, Kurukshetra.

**ONLINE RESOURCES**

- Always indicate the date that the source was accessed, as online resources are frequently updated or removed.

**WEBSITES**

- Garg, Bhavet (2011): Towards a New Natural Gas Policy, Political Weekly, Viewed on January 01, 2012 <http://epw.in/user/viewabstract.jsp>



**A STUDY ON POTENTIALITY OF SILVER AS AN INVESTMENT ASSET**

**CHANDRA SHEKAR BM**  
**RESEARCH SCHOLAR**  
**DEPARTMENT OF COMMERCE**  
**BANGALORE UNIVERSITY**  
**BANGALORE**

**DR. NIRMALA K REDDY**  
**ASSOCIATE PROFESSOR**  
**DEPARTMENT OF COMMERCE**  
**BANGALORE UNIVERSITY**  
**BANGALORE**

**MUNILAKSHMI R**  
**RESEARCH SCHOLAR**  
**DEPARTMENT OF COMMERCE**  
**BANGALORE UNIVERSITY**  
**BANGALORE**

**ABSTRACT**

*In the last few years the countries around the world are facing burden of global economic slowdown and the same is indicated in their slower GDP growth and falling stock market prices. Even under these precarious conditions the commodity markets are experiencing considerable growth and are offering good returns to the investors. Among all commodities, though considered as highly volatile, silver is a very attractive commodity to invest. In contrast to the common belief, silver is relatively a safe investment in the long run and assures significantly high returns to the investors. The present study aims to prove potentiality of silver as an investment asset using simple risk, return analysis and other basic fundamentals. The results of the analysis prove that silver is a good asset for investment vis-à-vis gold and stock markets and is a consistent performer under different economic conditions.*

**KEYWORDS**

Risk, Return, Gold-Silver Ratio, Industrial Demand.

**INTRODUCTION**

Precious metals remain the most undervalued of all the asset classes. Precious metals, and particularly silver, remain the most undervalued of all the commodities. Silver is even more undervalued than gold and is undervalued when compared to other strategic commodities such as oil and uranium. Silver's dual role as both a precious metal for investment as well as an industrial metal for commercial use makes silver futures and options contracts invaluable financial instruments worldwide. Affected by mine production, industrial demand, and the general health of the world economy, the price of silver can be volatile beyond what many consider acceptable risk. There is less silver bullion inventory in the world than there is gold bullion inventory; around one billion ounces of silver versus three billion ounces of gold. Common sense would suggest that an item more rare than another similar item would reflect that relative rarity in price. While silver has vastly outperformed gold over any reasonable time period over the past ten years, the rarity of silver is vastly underappreciated. In spite of its splendid performance in last one year investment analysts look at silver with more skepticism and investors avoid it from their investment decisions. The present paper aims to highlight the strengths of silver as an investment asset and reasons why it should be a part of one's investment portfolio. The discussions begins with analysis of various methods available for investment in silver, factors contributing to price variation silver, test of efficiency of futures trading in silver contracts in Indian context and ends with analyses the performance of silver as an investment avenue.

**FACTORS AFFECTING SILVER AS INVESTMENT ASSET**

Major set of factors affecting the prices of Silver are

**1. RARITY**

Rarity is a very tricky factor that goes into play when evaluating prices of objects. Like gold, the role of silver historically was as a currency. And similar to gold it was removed from its role as a currency and primarily became a commodity. More recently silver is trying to regain its role as a currency. However, silver's role as a commodity was far more successful than gold's, as it has a lot more industrial uses than gold. As a result, silver is getting consumed at a faster rate than it is being mined, and therefore it is becoming rarer. Should this trend continue, silver will one day transition from precious metal to rare earth metal. This will have a significant impact on its price. Failing that, silver's price will be determined by how it stacks up against gold as a currency, and whether both are required or not.

**2. INDUSTRIAL, COMMERCIAL AND CONSUMER DEMAND**

Industrial applications of silver are limitless. Silver is a rare metal that is used in various industrial areas beyond jewelry making. In recent past the growing demand from the industry has expanded the role of silver in the global silver markets. Unique technical proficiency of silver makes it suitable for a wide array of applications, both in industry and healthcare, but also limits the ability of users to switch to other low cost alternatives. Most common uses of silver include manufacturing of Radio Frequency Identification, Super capacitors, Water purification, medical uses, wood preservatives, batteries, auto catalysts, super conductors, photovoltaic's, brazing alloys and solders, ethylene oxide etc. Silver is expected to continue its bullish run in industrial demand and the total demand is expected to increase to a record high of 665.9 Million Ounces in 2015 from present 487.4 million ounces.

**3. DECLINING SUPPLY OF SILVER**

The supply of silver is inelastic. Silver production will not ramp up significantly if the silver price goes up. Supply didn't increase in the 1970's when silver rose 35 fold in price - from \$1.40/oz in 1971 to a high of nearly \$50/oz in 1980. Importantly, silver is a byproduct metal and some 80% of mined silver is a byproduct of base metals. Higher prices for silver will not cause copper, nickel, zinc, lead or other base metal miners to increase their production. In the event of a global deflationary slowdown demand for base metals would likely fall thus further decreasing the supply of silver.

There are only a handful of pure silver mines remaining. This inflexible supply means that we cannot expect significant mine supply to depress the price after silver rises in price. It is extremely rare to find a good, service, investment or commodity that is price inelastic in both supply and demand. This is another powerfully bullish aspect unique to silver.

**4. EASE OF INVESTMENT**

Like any other precious metals, silver is also used as an investment. Even in historical times silver was considered as one of the forms of money and store of value. In spite of silver losing its role of money since the end of silver standard by many developed countries, even today investors have faith in silver as a worthy investment asset. Different modes available for investors to invest in silver which makes it relatively easy to invest in them. Most important forms of investments in silver are Bullion bars, silver coins or Silver round, Silver exchange-traded products (ETPs), Silver certificates, Silver accounts offered by banks, Silver futures and options at commodity exchanges, Contract for Differences (CFD) and Shares in Silver mining companies.

**5. PRICE OF GOLD**

Despite all of silver's fundamental drivers, gold is considered as the primary driver for silver prices. In a bullish environment, speculators tend to be interested in most of the precious metals. So it leads to an increase in the investment demand for silver. Silver having a comparatively smaller market as compared to gold, it does not take much time to drive the prices higher. At the same time when the environment is bearish, investors lose confidence in silver very fast and cause the prices to fall. Analysis of the trend of the gold-silver ratio clearly indicates that silver has a tendency to follow the prices of gold. During the subprime crisis when the view was bearish we clearly see the trend that during the days when the prices of gold increased silver also increased. However, it would pace the gain of gold at best. During the days when the gold prices decreased we see that the silver prices plummeted by an even greater margin. Similarly akin to other precious metals, Silver could be used as a hedge against financial stresses like inflation, devaluation, economic slowdowns.

**6. LARGE TRADERS AND INVESTORS**

This is a crucial factor that many investors tend to overlook when it comes to assessing silver value. Silver market is a much smaller market than gold. Large investing funds or groups can inadvertently affect silver value in the upstream or downstream deciding to purchase significant silver assets or, on the contrary, trying to sell them off. History also gives testimony to such incidents hunt brothers (1973), warren buffet (1997) etc. driving silver prices substantially which may not be in the benefit of marginal investors.

**7. US DOLLAR AND OIL PRICES**

In a world saturated in fiat currencies, many investors have turned to silver and gold for protection. That's because the precious metals are a natural hedge against devaluing currencies. Historically oil has shown a strong correlation with gold. Gold and silver also seem to have a stable relationship. Based on this it might be logical to conclude that oil and silver should also have a stable relationship. Moreover silver and oil should have greater correlation than silver and gold as they are industrial elements and the factors affecting their demands would be common. However, contrary to this silver is not a perishable commodity whereas oil is. Since the 1960's silver and oil have had a 0.7 positive correlation, this is quite strong.

**8. PERFORMANCE OF STOCK MARKETS**

There appears some interplay between the fortunes of the stock markets and capital flowing into silver. Silver's appeal as an alternative asset is definitely higher when traditional investments are not faring well. Yet, the relationship between silver and the stock indices are far complex than merely a direct inverse or even parallel relationship. Running regression across top indices such as S&P 500, Dow Jones, BSE and NSE we see a common pattern emerging. The correlation between silver and the stock markets was low pre-recession. But we see that during the subprime crisis and post it, silver has been highly correlated with the stock markets. This shows the returning demand for investment in silver with the growing confidence in the markets.

**OBJECTIVE**

- To analyse the efficiency of Silver as an investment asset

**METHODOLOGY**

The present study is an analytical study based on secondary data. Data consisting of monthly closing prices of three investments, namely, silver, gold and BSE Sensex is analysed for a period of 18 years. Selection of assets for comparison is based on the premise that gold is the most sought after good for investment in commodity markets and BSE Sensex is considered as a proxy or benchmark for performance of equities in India. To study the efficiency of silver over other asset classes the simple techniques of risk and return analysis are performed. Analysis of risk is done using simple average of returns and risk was measured using Standard Deviation (SD). Further, the study measures the time varying performance of silver against selected assets by breaking the period under study into 3 different time parts from 1995-2000, 2001-2006, and 2007-2012. In addition price ratio between silver and gold, trends in demand for silver fabrication and trends in silver investments is also measured.

**RETURN AND RISK ANALYSIS**

In order to assess the efficiency of silver as an investible asset we have compared its performance against Gold and Sensex (Volatility index of Bombay Stock Exchange). For the analysis monthly data for a period of 18 years is collected and analysed using simple risk and return parameters. Here Returns represent simple average return computed using the formula Mean Returns

$$\bar{X} = \frac{\sum X_i}{N}$$

Where

( $\bar{X}$ ) = Mean Return on Asset

$X_i$  = Return on asset for i'th period

i = time of return

N = Number of Values in the data

Similarly the volatility in returns or risk is being computed using Standard Deviation (SD)

$$SD = \sqrt{\frac{\sum (X_i - \bar{X})^2}{N}}$$

Where

SD = Standard Deviation of asset returns

( $\bar{X}$ ) = Mean Return on Asset

$X_i$  = Return on asset for i'th period

i = time of return

**ANALYSIS AND INTERPRETATION****1. RISK AND RETURN ANALYSIS**

Risk and return analysis of silver, gold and Sensex indicates that silver has outperformed others during the period of study with an average annual returns of 16.65% (Table 1). Further, the analysis also indicated that silver has also been more consistent and well ahead of other assets under different time periods or economic conditions. Even during non-recessionary conditions silver was found delivering higher returns gold and Sensex. On risk parameter, though gold had a lower risk, silver outperformed it in terms of return. Similarly, though Sensex indicates better performance during the second period (Jan-2001 to Dec-2006), it has underperformed in other periods and consistently carried a very high risk in terms of volatility (Chart 1 and 2).



TABLE 1: RETURNS AND RISK IN SILVER, GOLD AND SENSEX DURING 1995-2012

Time Frame		Mean Return (x)			Risk (SD)		
From	To	Silver	Gold	Sensex	Silver	Gold	Sensex
Jan-95	Dec-00	7.38%	1.53%	5.07%	0.15	0.1	0.32
Jan-01	Dec-06	19.31%	14.41%	26.78%	0.18	0.08	0.33
Jan-07	Dec-12	23.26%	22.44%	14.71%	0.32	0.12	0.48
Jan-95	Dec-12	16.65%	12.79%	15.52%	0.23	0.13	0.37

TABLE 2: ANNUALISED RETURNS SILVER, GOLD AND SENSEX DURING 1995-2012

Year	Silver	Gold	Sensex
1995	20%	14%	-14%
1996	-4%	-2%	-1%
1997	31%	-14%	19%
1998	-7%	10%	-16%
1999	9%	-1%	64%
2000	-4%	3%	-21%
2001	-4%	4%	-18%
2002	7%	21%	4%
2003	15%	16%	73%
2004	22%	5%	13%
2005	27%	20%	42%
2006	50%	21%	47%
2007	-5%	13%	47%
2008	-11%	25%	-52%
2009	64%	33%	81%
2010	61%	19%	17%
2011	20%	38%	-25%
2012	11%	7%	20%

CHART 1 : ANNUALISED RETURNS IN SILVER, GOLD AND SENSEX DURING 1995-2012

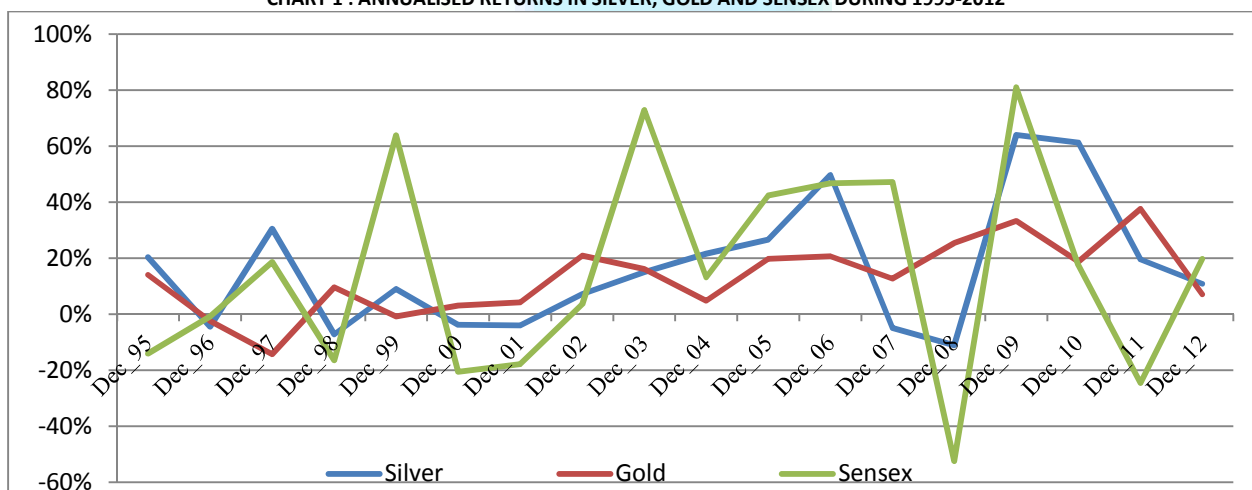
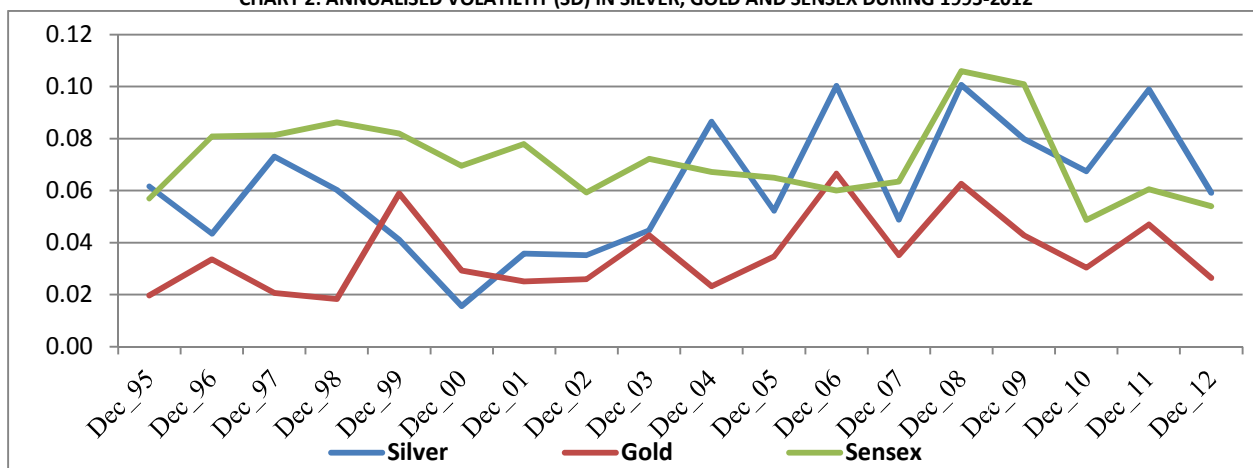


TABLE 3: ANNUALISED VOLATILITY IN SILVER, GOLD AND SENSEX DURING 1995-2012

Year	Silver	Gold	Sensex
1995	0.06	0.02	0.06
1996	0.04	0.03	0.08
1997	0.07	0.02	0.08
1998	0.06	0.02	0.09
1999	0.04	0.06	0.08
2000	0.02	0.03	0.07
2001	0.04	0.03	0.08
2002	0.04	0.03	0.06
2003	0.04	0.04	0.07
2004	0.09	0.02	0.07
2005	0.05	0.03	0.06
2006	0.10	0.07	0.06
2007	0.05	0.04	0.06
2008	0.10	0.06	0.11
2009	0.08	0.04	0.10
2010	0.07	0.03	0.05
2011	0.10	0.05	0.06
2012	0.06	0.03	0.05

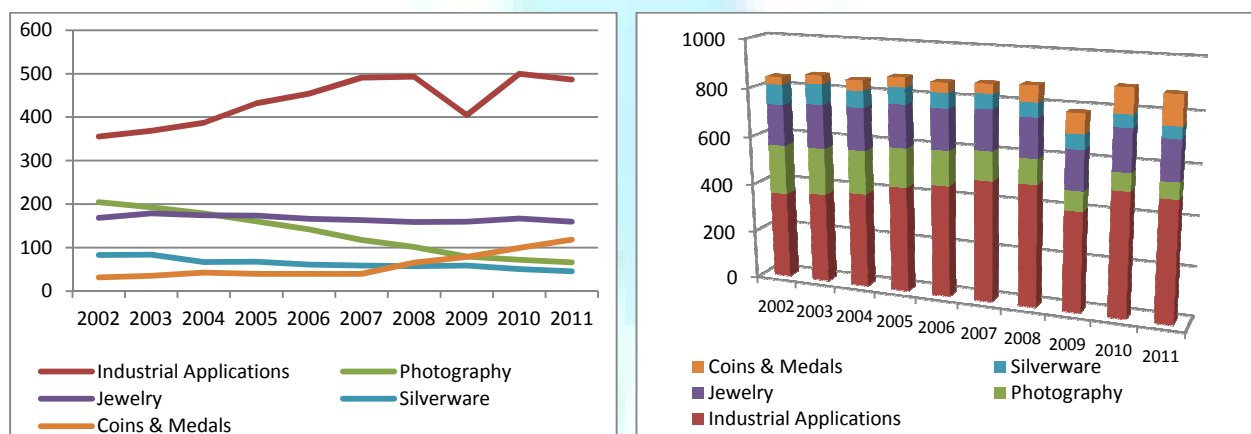
CHART 2: ANNUALISED VOLATILITY (SD) IN SILVER, GOLD AND SENSEX DURING 1995-2012



## 2. INDUSTRIAL DEMAND ANALYSIS

Silver is a very unique metal which acts both as an asset and an industrial commodity. Due to its distinctive physical properties silver enjoys a higher demand from industrial users. Though silver continues good run from Jewelry and coins and medals a large portion of its demand comes from Industrial buyers. Even though there was a temporary decline in industrial demand during 2008-10 (on account of global economic crisis), chart 3 clearly indicates this trend of increasing demand by the industry. The industrial experts also forecast the upward trend to continue for a long period on account of lack of substitutes and continued exploration on new applications of silver in industry.

CHART 3 : GLOBAL SILVER FABRICATION DEMAND (in millions of ounces)

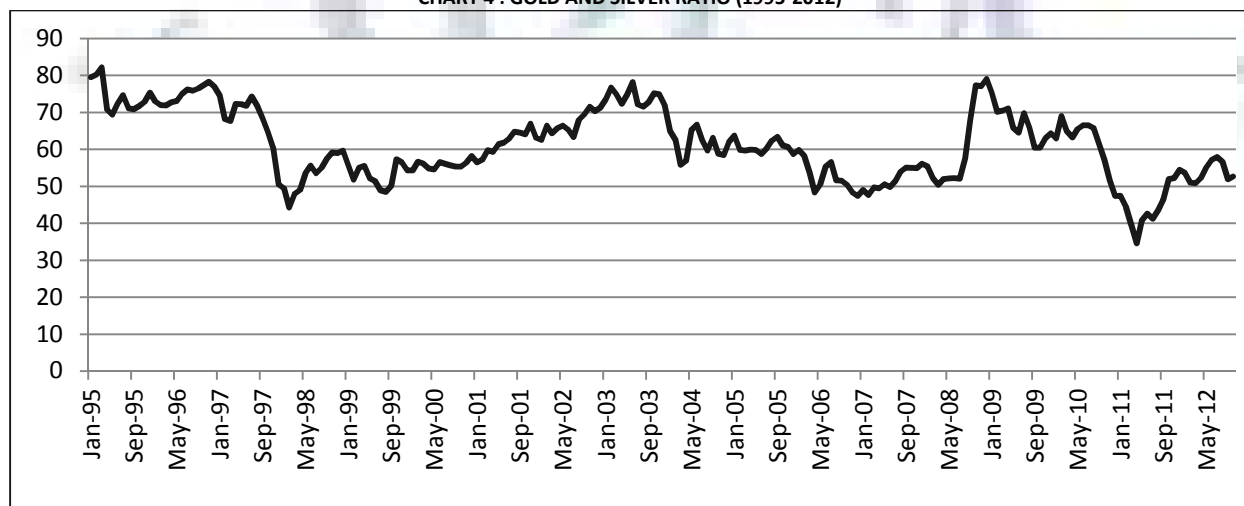


Source : World Silver Survey 2012

## 3. GOLD AND SILVER RATIO

A series of recent announcements of aggressive stimulus programmes by United States, European Union, Bank of Japan joined the Fed, ECB, China, South Korea and others are extremely inflationary and bullish for gold and silver and bearish for the purported safe havens namely the U.S. dollar, long term treasuries, Euro, Yen and Yuan. Silver has been outperforming gold over the past few years as investors are hoarding and buying poor man's gold to hedge against worldwide quantitative easing and pump-priming being implemented by Central Banks around the world to devalue their respective currencies. Chart 4 indicates the trend of silver outperforming gold resulting in narrowing down the differences between them since 2003. The years 2006, 2008 and 2011 saw the ratios reaching new low marks indicating changes in preference towards silver. In 2011 the ratio between gold and silver had touched historical of 33:1. The experts opine that though analysts still placing their confidence in gold - and skepticism in silver, the trend may change in future in the light of economic development happening round the globe and unique advantages of silver over gold discussed in preceding sections.

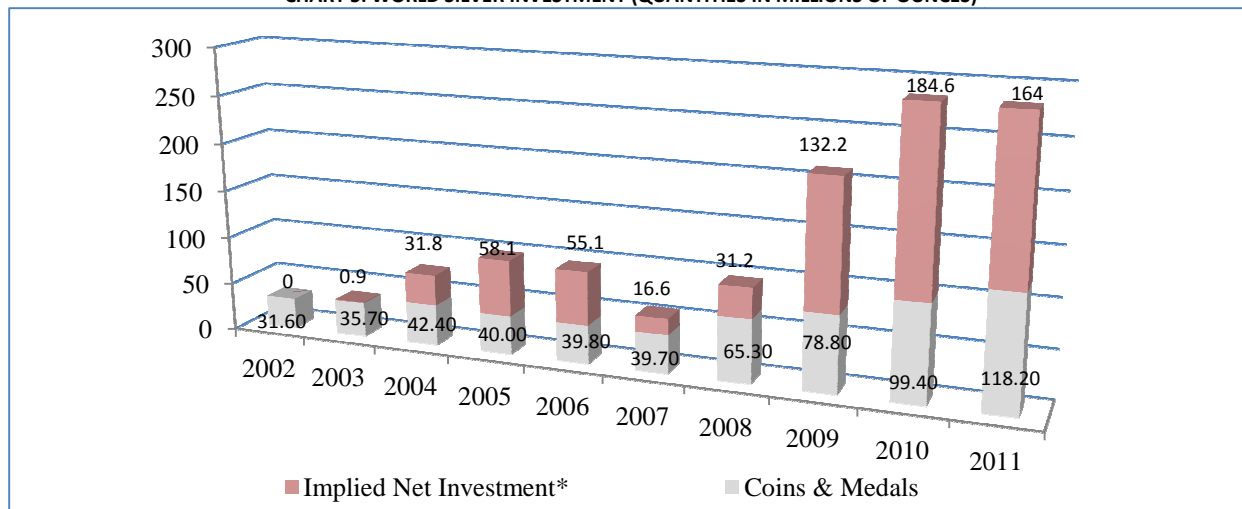
CHART 4 : GOLD AND SILVER RATIO (1995-2012)



#### 4. WORLD SILVER INVESTMENT

Since the revival of silver market in 2003 and the subsequent Bull Run it experienced, the demand for silver investment has grown beyond expectations. Though the growth in coins, medals, silverware and jewelry has been moderate other implied net investments in silver has grown beyond leaps and bounds (Chart 5). Here implied net investments physical silver that is held by an ETF and silver held in various commodity warehouses such as COMEX and TOCOM. In other words it indicates the silver kept by investment houses and investors for investments purposes and this also prove the growing potentials of silver as an investment asset.

CHART 5: WORLD SILVER INVESTMENT (QUANTITIES IN MILLIONS OF OUNCES)



\* Physical silver held by ETF's, Commodity warehouses

#### CONCLUSION

Analysis of risk and return of Silver, gold and BSE Sensex indicates that though silver suffers from a higher volatility compared to gold but still is a good option for investors as the returns are consistently higher than gold in last 18 years and even its volatility is lesser compared to BSE Sensex, which is the market index for India. Increasing industrial demand, improvement in ratio between gold and silver, availability of good number of variety in silver are the other factors contributing to the substantial rise in demand and price of silver. In addition the advantages of higher liquidity, wider marketability, store of value, psychological satisfaction etc it makes it one of the best assets to invest in. Further, bad outlook in US and Euro zone countries and their impact on trade and industry coupled with relative saturation of gold prices would certainly drive people to this unique commodity known as poor man's gold.

#### REFERENCES

- David Hiller, Paul Draper & Robert Faff, "Do Precious Metals shine? An Investment perspective", Financial Analysts Journal, 62 2, (2006), 98-106
- Jonathan A. Batten, Cetin Ciner & Brian M. Lucey, "The Macroeconomic determinants of volatility in precious metals markets, Resource Policy, 35 (2010), 65-71

#### BOOKS

- Frank K. R. & Keith C. B. (2009), Investments Analysis And Portfolio Management, South-Western/Thomson Learning, University of California
- Prasanna Chandra (2002), Investments Analysis And Portfolio Management, CFM-TMH professional series in finance, Tata McGraw-Hill, New Delhi

#### REPORTS

- Adam Hamilton, 2005, "Silver/Oil Ratio Extremes", Zeal LLC website, <http://www.zeallc.com/2005/sor.htm>. June 18, 2011
- Przemyslaw Radomski, Is Silver riskier than Gold, June-2012 (Web articles)
- Resource Intelligence Website, 2009, "Silver Prices & Information on Silver Investing, <http://www.resourceintelligence.net/silver-prices-information-on-gold-investing/3475>.
- Silver Investment Market by GFMS Ltd, , commissioned by The Silver Institute, April-2009
- The future of Silver Industrial demand by Thomson Reuters, commissioned by The Silver Institute, Mar-2011
- The outlook for Silver industrial demand by Thomson Reuters, commissioned by The Silver Institute, Nov-2012,
- What sets the precious metals apart from other commodities, GFMS Ltd, commissioned by The world Gold Council, Dec-2005
- World Silver Survey 2012, by Thomson Reuters, commissioned by The Silver Institute, 2013

#### WEBSITES

- <http://www.calstatela.edu>
- [www.bseindia.com](http://www.bseindia.com)
- [www.businessline.com](http://www.businessline.com)
- [www.moneycontrol.com](http://www.moneycontrol.com)
- [www.silverinstitute.org](http://www.silverinstitute.org)

## **REQUEST FOR FEEDBACK**

**Dear Readers**

At the very outset, International Journal of Research in Commerce, Economics & Management (IJRCM) acknowledges & appreciates your efforts in showing interest in our present issue under your kind perusal.

I would like to request you to supply your critical comments and suggestions about the material published in this issue as well as on the journal as a whole, on our E-mail [infoijrcm@gmail.com](mailto:infoijrcm@gmail.com) for further improvements in the interest of research.

If you have any queries please feel free to contact us on our E-mail [infoijrcm@gmail.com](mailto:infoijrcm@gmail.com).

I am sure that your feedback and deliberations would make future issues better – a result of our joint effort.

Looking forward an appropriate consideration.

With sincere regards

Thanking you profoundly

**Academically yours**

Sd/-

**Co-ordinator**

## **DISCLAIMER**

The information and opinions presented in the Journal reflect the views of the authors and not of the Journal or its Editorial Board or the Publishers/Editors. Publication does not constitute endorsement by the journal. Neither the Journal nor its publishers/Editors/Editorial Board nor anyone else involved in creating, producing or delivering the journal or the materials contained therein, assumes any liability or responsibility for the accuracy, completeness, or usefulness of any information provided in the journal, nor shall they be liable for any direct, indirect, incidental, special, consequential or punitive damages arising out of the use of information/material contained in the journal. The journal, nor its publishers/Editors/Editorial Board, nor any other party involved in the preparation of material contained in the journal represents or warrants that the information contained herein is in every respect accurate or complete, and they are not responsible for any errors or omissions or for the results obtained from the use of such material. Readers are encouraged to confirm the information contained herein with other sources. The responsibility of the contents and the opinions expressed in this journal is exclusively of the author (s) concerned.

## ABOUT THE JOURNAL

In this age of Commerce, Economics, Computer, I.T. & Management and cut throat competition, a group of intellectuals felt the need to have some platform, where young and budding managers and academicians could express their views and discuss the problems among their peers. This journal was conceived with this noble intention in view. This journal has been introduced to give an opportunity for expressing refined and innovative ideas in this field. It is our humble endeavour to provide a springboard to the upcoming specialists and give a chance to know about the latest in the sphere of research and knowledge. We have taken a small step and we hope that with the active co-operation of like-minded scholars, we shall be able to serve the society with our humble efforts.

## *Our Other Journals*

