

# INTERNATIONAL JOURNAL OF RESEARCH IN COMMERCE, IT & MANAGEMENT

I  
J  
R  
C  
M



A Monthly Double-Blind Peer Reviewed Refereed Open Access International e-Journal - Included in the International Serial Directories

Indexed & Listed at:

Ulrich's Periodicals Directory ©, ProQuest, U.S.A., EBSCO Publishing, U.S.A., Index Copernicus Publishers Panel, Poland,

Open J-Gate, India [link of the same is duly available at Infibnet of University Grants Commission (U.G.C.)]

as well as in Cabell's Directories of Publishing Opportunities, U.S.A.

Circulated all over the world & Google has verified that scholars of more than Hundred & Twenty One countries/territories are visiting our journal on regular basis.

Ground Floor, Building No. 1041-C-1, Devi Bhawan Bazar, JAGADHRI – 135 003, Yamunanagar, Haryana, INDIA

[www.ijrcm.org.in](http://www.ijrcm.org.in)

# CONTENTS

Sr. No.	TITLE & NAME OF THE AUTHOR (S)	Page No.
1.	THE INTERMEDIATE COMMUNITY: A BEHAVIORAL/BARGAINING APPROACH FOR CONFLICT RESOLUTION AT THE LOCAL LEVEL/BAYESIAN ANALYSIS <i>DR. LEONIDAS A. PAKONSTANTINIDIS</i>	1
2.	IMPACT OF NEW REFORM ON PRODUCTIVITY OF ETHIOPIAN COTTON TEXTILE INDUSTRY <i>DR. BREHANU BORJI AYALEW</i>	7
3.	SIGNIFICANCE OF TOTAL QUALITY MANAGEMENT IN ORGANIZATIONAL PERFORMANCE: AN EMPIRICAL ANALYSIS FROM SMES SECTOR <i>FAROOQ ANWAR, IRFAN SALEEM &amp; AYESHA ZAHID</i>	13
4.	INDEPENDENCE AND IMPARTIALITY OF AUDITORS FROM THE VIEWPOINTS OF INDEPENDENT AUDITORS AND INVESTMENT COMPANIES <i>MOHAMADREZA ABDOLI</i>	17
5.	COMPARATIVE ANALYSIS OF SELECTED HOUSING FINANCE COMPANIES IN INDIA <i>DR. D. GURUSWAMY</i>	20
6.	MUNICIPAL SERVICE QUALITY IN SOUTHERN THAILAND: AN EMPIRICAL INVESTIGATION OF CUSTOMER PERCEPTIONS <i>SAFIEK MOKHLIS</i>	30
7.	THE IMPERATIVES OF LEADERSHIP QUESTION IN MEDIA MANAGEMENT <i>BELLO SEMIU &amp; KASALI TAOFEK</i>	36
8.	PERCEIVED PURCHASE RISK IN THE TECHNOLOGICAL GOODS PURCHASE CONTEXT: AN INSTRUMENT DEVELOPMENT AND VALIDATION <i>IMAM SALEHUDIN</i>	41
9.	STUDY ON TRADITIONAL VERSUS CONTINUOUS ACCREDITATION PROCESS & EXPLORING LEADERSHIP DISPARITY <i>HARINI METHUKU &amp; HATIM R HUSSEIN</i>	49
10.	VOLATILITY OF AGGREGATE MARKET INDICES <i>NALINA K B &amp; B SHIVARAJ</i>	56
11.	STUDENT FEED BACK: A TOOL TO ENHANCE QUALITY IN ENGINEERING EDUCATION <i>VEERANNA.D.K &amp; DR. ANAND.K.JOSHI</i>	63
12.	JOB SCHEDULING OF NURSE STAFFING: A DYNAMIC PROGRAMMING APPROACH <i>KAVITHA KOPPULA &amp; DR. LEWLYN L. RAJ RODRIGUES</i>	66
13.	INFLUENCE OF PERSONAL FACTORS ON ORGANISATIONAL CLIMATE IN IT COMPANIES <i>R. DARWIN JOSEPH &amp; DR. N. PANCHANATHAN</i>	70
14.	ANALYSIS OF CUSTOMER SATISFACTION OF THE HOTEL INDUSTRY IN INDIA USING KANO MODEL & QFD <i>PARUL GUPTA &amp; R. K. SRIVASTAVA</i>	74
15.	BEHAVIOUR OF STOCK MARKET VOLATILITY IN DEVELOPING COUNTRIES <i>DR. S. S. CHAHAL &amp; SUMAN</i>	82
16.	FINANCIAL DERIVATIVES IN INDIA: DEVELOPMENT PATTERN AND TRADING IMPACT ON THE VOLATILITY OF NSE <i>E.V.P.A.S.PALLAVI &amp; DR. P. S. RAVINDRA</i>	89
17.	CHANGING FACE OF CAR MARKET: A REVIEW OF MARKET GROWTH AND CHANGING SALES TRENDS IN INDIAN PASSENGER CAR MARKET <i>DEEPTHI SANKAR &amp; DR. ZAKKARIYA K.A.</i>	94
18.	PERFORMANCE APPRAISAL: ALIGNING PERSONAL ASPIRATIONS TO ORGANIZATIONAL GOALS (A SPECIAL REFERENCE TO DAIRY SECTOR IN RAJASTHAN) <i>DR. SHWETA TIWARI (MISHRA)</i>	99
19.	INDIA'S BANKING SECTOR REFORMS FROM THE PERSPECTIVE OF BANKING SYSTEM <i>RAJESH GARG &amp; ASHOK KUMAR</i>	103
20.	INFORMATION TECHNOLOGY AND COMMUNICATION IN BUSINESS <i>C. ARUL VENKADESH</i>	108
21.	IMPACT OF ORGANIZED RETAIL ON UNORGANIZED SECTOR: A STUDY IN JAMMU REGION <i>URVASHI GUPTA</i>	112
22.	ISLAMIC BANKING IN INDIA: RELIGIOUS AND SOCIO-ECONOMIC PERSPECTIVES AFFECTING MUSLIM INVESTORS OF AHMEDABAD DISTRICT IN GUJARAT <i>URVI AMIN</i>	116
23.	ICT DEVELOPMENT IN INDIA: A CASE STUDY OF INFOSYS LTD. <i>MUNISH KUMAR TIWARI</i>	122
24.	DATA WAREHOUSING AND TESTING <i>VENKATESH RAMASAMY &amp; ABINAYA MURUGANANDHAN</i>	130
25.	POLITICAL IMPACT OF MICRO FINANCE ON RURAL POOR IN ANDHRA PRADESH <i>DR. NANU LUNAVATH</i>	135
	REQUEST FOR FEEDBACK	151

## CHIEF PATRON

**PROF. K. K. AGGARWAL**

Chancellor, Lingaya's University, Delhi  
Founder Vice-Chancellor, Guru Gobind Singh Indraprastha University, Delhi  
Ex. Pro Vice-Chancellor, Guru Jambheshwar University, Hisar

## PATRON

**SH. RAM BHAJAN AGGARWAL**

Ex. State Minister for Home & Tourism, Government of Haryana  
Vice-President, Dadri Education Society, Charkhi Dadri  
President, Chinar Syntex Ltd. (Textile Mills), Bhiwani

## CO-ORDINATOR

**AMITA**

Faculty, Government M. S., Mohali

## ADVISORS

**DR. PRIYA RANJAN TRIVEDI**

Chancellor, The Global Open University, Nagaland

**PROF. M. S. SENAM RAJU**

Director A. C. D., School of Management Studies, I.G.N.O.U., New Delhi

**PROF. M. N. SHARMA**

Chairman, M.B.A., Haryana College of Technology & Management, Kaithal

**PROF. S. L. MAHANDRU**

Principal (Retd.), Maharaja Agrasen College, Jagadhri

## EDITOR

**PROF. R. K. SHARMA**

Professor, Bharti Vidyapeeth University Institute of Management & Research, New Delhi

## CO-EDITOR

**DR. BHAVET**

Faculty, M. M. Institute of Management, Maharishi Markandeshwar University, Mullana, Ambala, Haryana

## EDITORIAL ADVISORY BOARD

**DR. RAJESH MODI**

Faculty, Yanbu Industrial College, Kingdom of Saudi Arabia

**PROF. SANJIV MITTAL**

University School of Management Studies, Guru Gobind Singh I. P. University, Delhi

**PROF. ANIL K. SAINI**

Chairperson (CRC), Guru Gobind Singh I. P. University, Delhi

**DR. SAMBHAVNA**

Faculty, I.I.T.M., Delhi

**DR. MOHENDER KUMAR GUPTA**

Associate Professor, P. J. L. N. Government College, Faridabad

**DR. SHIVAKUMAR DEENE**

Asst. Professor, Government F. G. College Chitguppa, Bidar, Karnataka

**MOHITA**

Faculty, Yamuna Institute of Engineering & Technology, Village Gadholi, P. O. Gadholi, Yamunanagar

**ASSOCIATE EDITORS**

**PROF. NAWAB ALI KHAN**

Department of Commerce, Aligarh Muslim University, Aligarh, U.P.

**PROF. ABHAY BANSAL**

Head, Department of Information Technology, Amity School of Engineering & Technology, Amity University, Noida

**PROF. A. SURYANARAYANA**

Department of Business Management, Osmania University, Hyderabad

**DR. ASHOK KUMAR**

Head, Department of Electronics, D. A. V. College (Lahore), Ambala City

**DR. SAMBHAV GARG**

Faculty, M. M. Institute of Management, Maharishi Markandeshwar University, Mullana, Ambala, Haryana

**DR. V. SELVAM**

Divisional Leader – Commerce SSL, VIT University, Vellore

**DR. PARDEEP AHLAWAT**

Reader, Institute of Management Studies & Research, Maharshi Dayanand University, Rohtak

**S. TABASSUM SULTANA**

Asst. Professor, Department of Business Management, Matrusri Institute of P.G. Studies, Hyderabad

**SURJEET SINGH**

Asst. Professor, Department of Computer Science, G. M. N. (P.G.) College, Ambala Cantt.

**TECHNICAL ADVISOR**

**AMITA**

Faculty, Government H. S., Mohali

**MOHITA**

Faculty, Yamuna Institute of Engineering & Technology, Village Gadholi, P. O. Gadholi, Yamunanagar

**FINANCIAL ADVISORS**

**DICKIN GOYAL**

Advocate & Tax Adviser, Panchkula

**NEENA**

Investment Consultant, Chambaghat, Solan, Himachal Pradesh

**LEGAL ADVISORS**

**JITENDER S. CHAHAL**

Advocate, Punjab & Haryana High Court, Chandigarh U.T.

**CHANDER BHUSHAN SHARMA**

Advocate & Consultant, District Courts, Yamunanagar at Jagadhri

**SUPERINTENDENT**

**SURENDER KUMAR POONIA**

## CALL FOR MANUSCRIPTS

We invite unpublished novel, original, empirical and high quality research work pertaining to recent developments & practices in the area of Computer, Business, Finance, Marketing, Human Resource Management, General Management, Banking, Insurance, Corporate Governance and emerging paradigms in allied subjects like Accounting Education; Accounting Information Systems; Accounting Theory & Practice; Auditing; Behavioral Accounting; Behavioral Economics; Corporate Finance; Cost Accounting; Econometrics; Economic Development; Economic History; Financial Institutions & Markets; Financial Services; Fiscal Policy; Government & Non Profit Accounting; Industrial Organization; International Economics & Trade; International Finance; Macro Economics; Micro Economics; Monetary Policy; Portfolio & Security Analysis; Public Policy Economics; Real Estate; Regional Economics; Tax Accounting; Advertising & Promotion Management; Business Education; Business Information Systems (MIS); Business Law, Public Responsibility & Ethics; Communication; Direct Marketing; E-Commerce; Global Business; Health Care Administration; Labor Relations & Human Resource Management; Marketing Research; Marketing Theory & Applications; Non-Profit Organizations; Office Administration/Management; Operations Research/Statistics; Organizational Behavior & Theory; Organizational Development; Production/Operations; Public Administration; Purchasing/Materials Management; Retailing; Sales/Selling; Services; Small Business Entrepreneurship; Strategic Management Policy; Technology/Innovation; Tourism, Hospitality & Leisure; Transportation/Physical Distribution; Algorithms; Artificial Intelligence; Compilers & Translation; Computer Aided Design (CAD); Computer Aided Manufacturing; Computer Graphics; Computer Organization & Architecture; Database Structures & Systems; Digital Logic; Discrete Structures; Internet; Management Information Systems; Modeling & Simulation; Multimedia; Neural Systems/Neural Networks; Numerical Analysis/Scientific Computing; Object Oriented Programming; Operating Systems; Programming Languages; Robotics; Symbolic & Formal Logic and Web Design. The above mentioned tracks are only indicative, and not exhaustive.

Anybody can submit the soft copy of his/her manuscript **anytime** in M.S. Word format after preparing the same as per our submission guidelines duly available on our website under the heading guidelines for submission, at the email addresses: [infoijrcm@gmail.com](mailto:infoijrcm@gmail.com) or [info@ijrcm.org.in](mailto:info@ijrcm.org.in).

## GUIDELINES FOR SUBMISSION OF MANUSCRIPT

### 1. COVERING LETTER FOR SUBMISSION:

DATED: \_\_\_\_\_

THE EDITOR  
IJRCM

Subject: SUBMISSION OF MANUSCRIPT IN THE AREA OF \_\_\_\_\_.

(e.g. Finance/Marketing/HRM/General Management/Economics/Psychology/Law/Computer/IT/Engineering/Mathematics/other, **please specify**)

DEAR SIR/MADAM

Please find my submission of manuscript entitled ' \_\_\_\_\_ ' for possible publication in your journals.

I hereby affirm that the contents of this manuscript are original. Furthermore, it has neither been published elsewhere in any language fully or partly, nor is it under review for publication elsewhere.

I affirm that all the author (s) have seen and agreed to the submitted version of the manuscript and their inclusion of name (s) as co-author (s).

Also, if my/our manuscript is accepted, I/We agree to comply with the formalities as given on the website of the journal & you are free to publish our contribution in any of your journals.

#### NAME OF CORRESPONDING AUTHOR:

Designation:

Affiliation with full address, contact numbers & Pin Code:

Residential address with Pin Code:

Mobile Number (s):

Landline Number (s):

E-mail Address:

Alternate E-mail Address:

#### NOTES:

- a) The whole manuscript is required to be in **ONE MS WORD FILE** only (pdf. version is liable to be rejected without any consideration), which will start from the covering letter, inside the manuscript.
- b) The sender is required to mention the following in the **SUBJECT COLUMN** of the mail:  
**New Manuscript for Review in the area of** (Finance/Marketing/HRM/General Management/Economics/Psychology/Law/Computer/IT/Engineering/Mathematics/other, please specify)
- c) There is no need to give any text in the body of mail, except the cases where the author wishes to give any specific message w.r.t. to the manuscript.
- d) The total size of the file containing the manuscript is required to be below **500 KB**.
- e) Abstract alone will not be considered for review, and the author is required to submit the complete manuscript in the first instance.
- f) The journal gives acknowledgement w.r.t. the receipt of every email and in case of non-receipt of acknowledgment from the journal, w.r.t. the submission of manuscript, within two days of submission, the corresponding author is required to demand for the same by sending separate mail to the journal.

2. **MANUSCRIPT TITLE:** The title of the paper should be in a 12 point Calibri Font. It should be bold typed, centered and fully capitalised.

3. **AUTHOR NAME (S) & AFFILIATIONS:** The author (s) **full name, designation, affiliation (s), address, mobile/landline numbers**, and **email/alternate email address** should be in italic & 11-point Calibri Font. It must be centered underneath the title.

4. **ABSTRACT:** Abstract should be in fully italicized text, not exceeding 250 words. The abstract must be informative and explain the background, aims, methods, results & conclusion in a single para. Abbreviations must be mentioned in full.

5. **KEYWORDS:** Abstract must be followed by a list of keywords, subject to the maximum of five. These should be arranged in alphabetic order separated by commas and full stops at the end.
6. **MANUSCRIPT:** Manuscript must be in **BRITISH ENGLISH** prepared on a standard A4 size **PORTRAIT SETTING PAPER**. It must be prepared on a single space and single column with 1" margin set for top, bottom, left and right. It should be typed in 8 point Calibri Font with page numbers at the bottom and centre of every page. It should be free from grammatical, spelling and punctuation errors and must be thoroughly edited.
7. **HEADINGS:** All the headings should be in a 10 point Calibri Font. These must be bold-faced, aligned left and fully capitalised. Leave a blank line before each heading.
8. **SUB-HEADINGS:** All the sub-headings should be in a 8 point Calibri Font. These must be bold-faced, aligned left and fully capitalised.
9. **MAIN TEXT:** The main text should follow the following sequence:

**INTRODUCTION****REVIEW OF LITERATURE****NEED/IMPORTANCE OF THE STUDY****STATEMENT OF THE PROBLEM****OBJECTIVES****HYPOTHESES****RESEARCH METHODOLOGY****RESULTS & DISCUSSION****FINDINGS****RECOMMENDATIONS/SUGGESTIONS****CONCLUSIONS****SCOPE FOR FURTHER RESEARCH****ACKNOWLEDGMENTS****REFERENCES****APPENDIX/ANNEXURE**

It should be in a 8 point Calibri Font, single spaced and justified. The manuscript should preferably not exceed **5000 WORDS**.

10. **FIGURES & TABLES:** These should be simple, centered, separately numbered & self explained, and **titles must be above the table/figure**. Sources of data should be mentioned below the table/figure. It should be ensured that the tables/figures are referred to from the main text.
11. **EQUATIONS:** These should be consecutively numbered in parentheses, horizontally centered with equation number placed at the right.
12. **REFERENCES:** The list of all references should be alphabetically arranged. The author (s) should mention only the actually utilised references in the preparation of manuscript and they are supposed to follow **Harvard Style of Referencing**. The author (s) are supposed to follow the references as per the following:
  - All works cited in the text (including sources for tables and figures) should be listed alphabetically.
  - Use (ed.) for one editor, and (ed.s) for multiple editors.
  - When listing two or more works by one author, use --- (20xx), such as after Kohl (1997), use --- (2001), etc, in chronologically ascending order.
  - Indicate (opening and closing) page numbers for articles in journals and for chapters in books.
  - The title of books and journals should be in italics. Double quotation marks are used for titles of journal articles, book chapters, dissertations, reports, working papers, unpublished material, etc.
  - For titles in a language other than English, provide an English translation in parentheses.
  - The location of endnotes within the text should be indicated by superscript numbers.

**PLEASE USE THE FOLLOWING FOR STYLE AND PUNCTUATION IN REFERENCES:****BOOKS**

- Bowersox, Donald J., Closs, David J., (1996), "Logistical Management." Tata McGraw, Hill, New Delhi.
- Hunker, H.L. and A.J. Wright (1963), "Factors of Industrial Location in Ohio" Ohio State University, Nigeria.

**CONTRIBUTIONS TO BOOKS**

- Sharma T., Kwatra, G. (2008) Effectiveness of Social Advertising: A Study of Selected Campaigns, Corporate Social Responsibility, Edited by David Crowther & Nicholas Capaldi, Ashgate Research Companion to Corporate Social Responsibility, Chapter 15, pp 287-303.

**JOURNAL AND OTHER ARTICLES**

- Schemenner, R.W., Huber, J.C. and Cook, R.L. (1987), "Geographic Differences and the Location of New Manufacturing Facilities," Journal of Urban Economics, Vol. 21, No. 1, pp. 83-104.

**CONFERENCE PAPERS**

- Garg, Sambhav (2011): "Business Ethics" Paper presented at the Annual International Conference for the All India Management Association, New Delhi, India, 19-22 June.

**UNPUBLISHED DISSERTATIONS AND THESES**

- Kumar S. (2011): "Customer Value: A Comparative Study of Rural and Urban Customers," Thesis, Kurukshetra University, Kurukshetra.

**ONLINE RESOURCES**

- Always indicate the date that the source was accessed, as online resources are frequently updated or removed.

**WEBSITE**

- Garg, Bhavet (2011): Towards a New Natural Gas Policy, Political Weekly, Viewed on January 01, 2012 <http://epw.in/user/viewabstract.jsp>



**INDIA'S BANKING SECTOR REFORMS FROM THE PERSPECTIVE OF BANKING SYSTEM**

**RAJESH GARG**  
**ASST. PROFESSOR**

**DEPARTMENT OF MANAGEMENT**  
**HARYANA COLLEGE OF TECHNOLOGY & MANAGEMENT**  
**KAITHAL**

**ASHOK KUMAR**  
**ASST. PROFESSOR**  
**DEPARTMENT OF ECONOMICS**  
**R.K.S.D. (P.G.) COLLEGE (EVENING)**  
**KAITHAL**


**ABSTRACT**

*On the back of the improved the GDP forecast for the economy by the IMF at 9.4%, and a cautious 8.5% projection by the government, the Indian banking sector is expected to play pivotal role in supporting and being a part of the growth of the emerging Indian economy. The RBI in its policy statement has projected the M3 and non-food credit growth for the Indian bank in 2010- 11 to be 17% and 20% respectively. The money supply (M3) growth on a y-o-y basis stood at 15.3%, in July 2010, reflecting a slight slowdown in the growth in bank deposits. Time deposits decelerated mainly because of withdrawal of deposits by public sector undertakings and mutual funds. On the other hand, y-o-y non-food credit growth accelerated from 17.1% in March 2010 to 22.3 % as on July 2, 2010, (higher than the indicative trajectory of 20% set out in the April 2010 by RBI in their Monetary Policy Statement). This was a reflection of the combined impact of a pick-up in industrial activity and financing of the 3G and broadband wireless access (BWA) spectrum auctions. In order to finance higher credit growth in the face of declining deposit growth, banks unwound their investments in mutual funds and accessed the repo window of the Reserve Bank. Continued efforts in the direction of maintaining the strong asset quality, transparency, capital adequacy and strong corporate governance will however be the key for the sector to emerge as one of the leading domestic banking systems in the world.*

**KEYWORDS**

Banking Sector, Banking reforms.

**INTRODUCTION**

trengthening financial systems has been one of the central issues facing emerging markets and developing economies. Measured by share of deposits, 83 percent of the banking business in India is in the hands of state or nationalized banks, which are banks that are owned by the government, in some, increasingly less clear-cut way. Moreover, even the non-nationalized banks are subject to extensive regulations on who they can lend to, in addition to the more standard prudential regulations. The Indian government, when nationalizing all the larger Indian banks in 1969, argued that banking was “inspired by a larger social purpose” and must serve national priorities and objectives such as rapid growth in agriculture, small industry and exports.

**BANKING SECTOR IN INDIA**

India has a long history of both public and private banking. Modern banking in India began in the 18th century, with the founding of the English Agency House in Calcutta and Bombay. In the first half of the 19th century, three Presidency banks were founded. After the 1860 introduction of limited liability, private banks began to appear, and foreign banks entered the market. The beginning of the 20th century saw the introduction of joint stock banks. In 1935, the presidency banks were merged together to form the Imperial Bank of India, which was subsequently renamed the State Bank of India. Also that year, India's central bank, the Reserve Bank of India (RBI), began operation. Following independence, the RBI was given broad regulatory authority over commercial banks in India. In 1959, the State Bank of India acquired the state-owned banks of eight former princely states. Thus, by July 1969, approximately 31 percent of scheduled bank branches throughout India were government controlled, as part of the State Bank of India. The post-war development strategy was in many ways a socialist one, and the Indian government felt that banks in private hands did not lend enough to those who needed it most. In July 1969, the government nationalized all banks whose nationwide deposits were greater than Rs. 500 million, resulting in the nationalization of 54 percent more of the branches in India, and bringing the total number of branches under government control to 84 percent.

After nationalization, the breadth and scope of the Indian banking sector expanded at a rate perhaps unmatched by any other country. Indian banking has been remarkably successful at achieving mass participation. Between the time of the 1969 nationalizations and the present, over 58,000 bank branches were opened in India; these new branches, as of March 2003, had mobilized over 9 trillion Rupees in deposits, which represent the overwhelming majority of deposits in Indian banks. Since 1980, has been no further nationalization, and indeed the trend appears to be reversing itself, as nationalized banks are issuing shares to the public, in what amounts to a step towards privatization. The considerable accomplishments of the Indian banking sector notwithstanding, advocates for privatization argue that privatization will lead to several substantial improvements.

Since 1991, India has been engaged in banking sector reforms aimed at increasing the profitability and efficiency of the then 27 public-sector banks that controlled about 90 per cent of all deposits, assets and credit. The reforms were initiated in the middle of a “current account” crisis that occurred in early 1991. The crisis was caused by poor macroeconomic performance, characterized by a public deficit of 10 per cent of GDP, a current account deficit of 3 per cent of GDP, an inflation rate of 10 per cent, and growing domestic and foreign debt, and was triggered by a temporary oil price boom following the Iraqi invasion of Kuwait in 1990.

Prior to the reforms, India's financial sector had long been characterized as highly regulated and financially repressed. The prevalence of reserve requirements, interest rate controls, and allocation of financial resources to priority sectors increased the degree of financial repression and adversely affected the country's financial resource mobilization and allocation. After Independence in 1947, the government took the view that loans extended by colonial banks were biased toward working capital for trade and large firms (Joshi and Little 1996). Moreover, it was perceived that banks should be utilized to assist India's planned development strategy by mobilizing financial resources to strategically important sectors. Recently, the Indian banking sector has witnessed the introduction of several “new private banks,” either newly founded, or created by previously extant financial institutions. The new private banks have grown quickly in the past few years, and one has grown to be the second largest bank in India. India has also seen the entry of over two dozen foreign banks since the commencement of financial reforms. While we believe both of these types of banks deserve study, our focus here is on the older private sector, and nationalized banks, since they represent the overwhelming majority of banking activity in India.

Following the 1991 report of the Narasimham Committee, more comprehensive reforms took place that same year. The reforms consisted of (a) a shift of banking sector supervision from intrusive micro-level intervention over credit decisions toward prudential regulations and supervision; (b) a reduction of the CRR

and SLR; (c) interest rate and entry deregulation; and (d) adoption of prudential norms.<sup>3</sup> Further, in 1992, the Reserve Bank of India issued guidelines for income recognition, asset classification and provisioning, and also adopted the Basle Accord capital adequacy standards. The government also established the Board of Financial Supervision in the Reserve Bank of India and recapitalized public-sector banks in order to give banks sufficient financial strength and to enable them to gain access to capital markets. In 1993, the Reserve Bank of India permitted private entry into the banking sector, provided that new banks were well capitalized and technologically advanced, and at the same time prohibited cross-holding practices with industrial groups. The Reserve Bank of India also imposed some restrictions on new banks with respect to opening branches, with a view to maintaining the franchise value of existing banks.

### APPRAISAL OF THE REFORMS OF THE INDIAN BANKING SECTOR

India's financial market has been gradually developing, but still remains bank-dominated in the reform period. The extent of financial deepening measured by total deposits in GDP has risen only modestly from 30 per cent in 1991 to 38 per cent in 1999. Capital market development has also been quite sluggish. Outstanding government and corporate bonds as a share of GDP rose from 14 per cent in 1991 to 18 per cent in 1999 and from only 0.7 per cent in 1996 to 2 per cent in 1998, respectively, while equity market capitalization dropped from 37 per cent in 1995 to 28 per cent in 1999.

### GLOBAL BANKING TRENDS

The current global macro-economic situation is characterised by an unbalanced economic recovery across advanced and emerging economies, moderation in economic prospects in 2011, high levels of unemployment and inflationary pressures, and elevated levels of government debt.

### MACRO-ECONOMIC RISKS HAVE INCREASED SUBSTANTIALLY

In September 2011, World Economic Outlook, the International Monetary Fund (IMF) has estimated a growth of 4.0 per cent for the world economy as a whole during 2011, with emerging and developing economies growing at 6.4 per cent and advanced economies growing only at 1.6 per cent. The estimate for advanced economies of 1.6 per cent provided in September 2011 was lower than the estimate of 2.2 per cent provided in June 2011 in light of the lower quarterly GDP growth of leading advanced economies. The rate of unemployment in advanced economies has been little over 8 per cent in 2010 albeit with some moderation expected in 2011 as per the IMF estimates. Inflationary pressures, which had become stubborn in 2010, more so for emerging economies as a fallout of rising oil, food and commodity prices, are expected to aggravate further in 2011.

### RETURN ON ASSETS SHOWED A MODERATE INCREASE

Apart from the pickup in credit growth, Return on Assets (RoA), an indicator of banking system's profitability and soundness, also showed a moderate increase in the US and France in 2010 (Table II.1). The RoA of US banks turned positive by 2010 after staying in the negative zone in 2008 and 2009; it showed a further increase in 2011 (March). In Russia, China and Malaysia, RoA of the banking system, which had dipped between 2008 and 2009, recovered between 2009 and 2010. In Russia and Malaysia, the trend of increase in RoA continued even in 2011 (March). The RoA of Indian banks too showed a modest rise between 2008 and 2010.

TABLE 1: RETURN ON ASSETS OF BANKS FOR SELECT ECONOMIES

Country	2007	2008	2009	2010	2011
Advanced economies					
France	0.4	0.0	0.4	0.6	...
Germany	0.3	-0.1	0.2	...	...
Greece	1.0	0.2	-0.1	-0.6	-0.3
Italy	0.7	0.3	0.2	...	...
Japan	0.3	-0.3	0.2	0.4	...
Portugal	1.2	0.4	0.4	0.5	0.5
Spain	1.1	0.8	0.6	0.5	...
United Kingdom	0.4	-0.4	0.1	0.2	...
United States	1.2	-0.1	-0.1	0.9	1.2
Emerging and developing economies					
Russia	3.0	1.8	0.7	1.9	2.3
China	0.9	1.0	0.9	1.0	...
India	0.9	1.0	1.1	1.1	...
Malaysia	1.5	1.5	1.2	1.5	1.8
Brazil	3.4	1.5	2.4	3.2	3.3
Mexico	2.3	1.4	1.5	1.8	1.6

### DISAPPOINTING PERFORMANCE OF BANK STOCKS

Changes in bank stock indices, which are generally associated with changes in balance sheet and profitability growth of banks, were globally on a path of slow recovery since the beginning of 2009. In the US, there was an upward movement in the prices of bank stocks but this was within a narrow range, reflecting weak confidence of investors in these stocks (Chart II.3). Moreover, there was a striking downtrend in bank stocks in the US since the beginning of 2011. A similar downtrend could also be seen in bank stocks of the fiscally strained economies. In EMEs as a whole, and in China, bank stock indices moved upwards very slowly since the beginning of 2009. Among EMEs, the upward movement in bank stocks since the beginning of 2009 was significant for India, resulting in the index overshooting its pre-crisis mark by the end of 2010.

### REVIVAL IN INTERNATIONAL BANKING BUSINESS

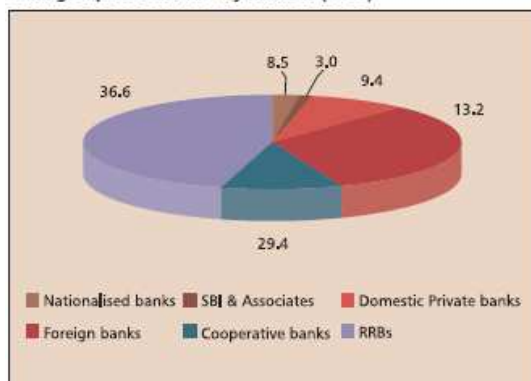
In 2010-11 (March), there was considerable revival in international banking business (by location of reporting banks) continuing with the trend in 2009-10. During 2008-09, international assets and liabilities of banks had contracted significantly in the aftermath of the financial crisis.

### REFORMS IN CAPITAL AND LIQUIDITY STANDARDS

The most significant development during the year was the announcement by the Basel Committee on Banking Supervision (BCBS) in December 2010 (followed by minor modifications with regard to capital treatment for counterparty credit risk in bilateral trades in June 2011) of the reform framework to strengthen the capital and liquidity standards. The framework provides details of the regulatory standards agreed to by the Governors and Heads of Supervision (GHOS) in September 2010, and endorsed by the G-20 Leaders in November 2010. This framework incorporates both micro-prudential and macro-prudential approaches to regulation and supervision. It is much more comprehensive and counter-cyclical in approach as compared to Basel II<sup>7</sup>. It provides a set of *collective minimum* requirements, and is expected to be implemented in totality and not in parts.

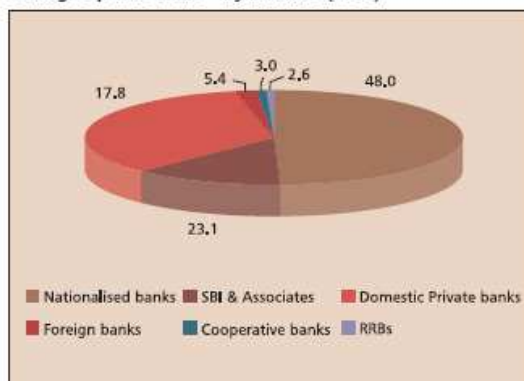


Bank group-wise share – by number (FY09)



Source: RBI, D&amp;B research

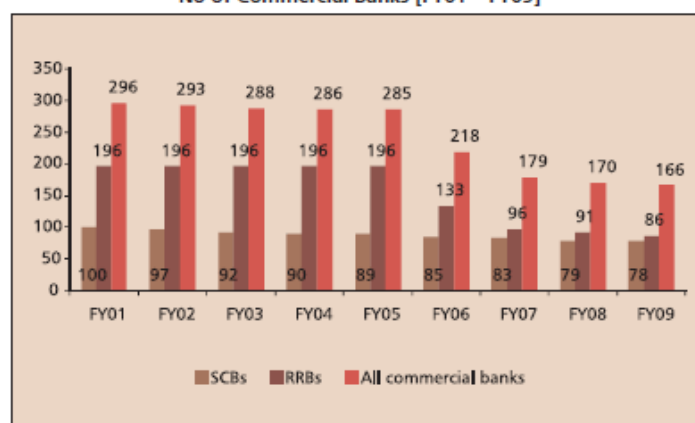
Bank group-wise share – by business (FY09)



### CONSOLIDATION IN THE SECTOR

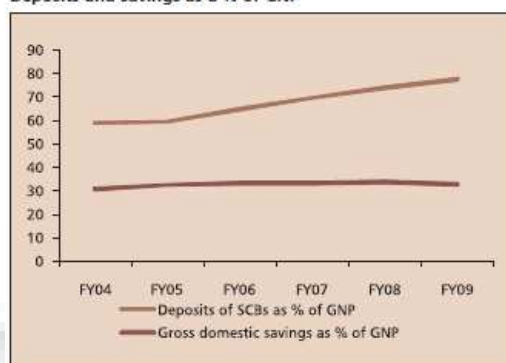
The Indian banking sector has seen significant transformation through deregulation, technological advances and globalization. The economic reforms, introduced in the early 1990s, brought about a comprehensive change in the business strategy of the industry, leading to mergers and amalgamations, which enhanced the size, efficiencies, and competitive strength. The domestic banking industry has increasingly looked at consolidation to derive greater benefits such as: enhanced synergy; cost take-outs from economies of scale; organizational efficiency; cost of funding; and risk diversification. The need for consolidation in the present context is amply highlighted by the heightening competition, pressure on margins, and the need for scale efficiencies.

No of Commercial Banks [FY01 – FY09]



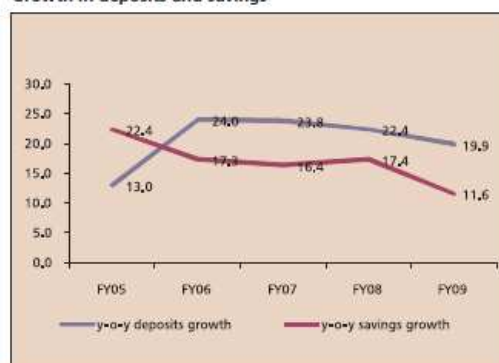
Source: RBI and D&amp;B Research

Deposits and savings as a % of GNP



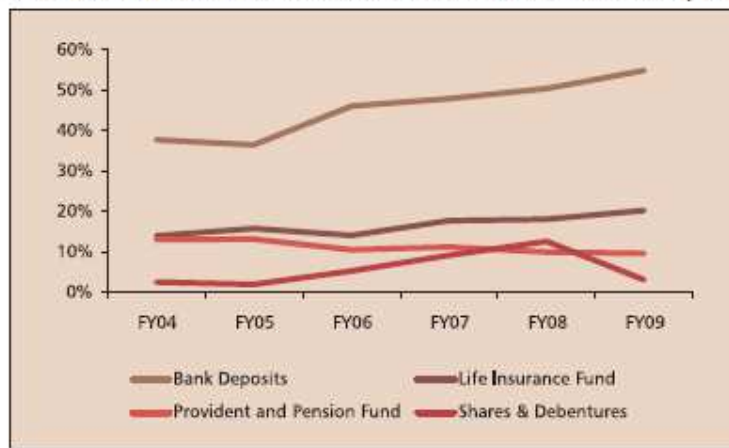
Source: Economic survey 2009-10 and D&amp;B Research

Growth in deposits and savings



Analyzing the above chart versus the composition of incremental household assets (savings) indicates the reason for growth in the share of deposits despite an almost constant savings rate. Bank deposits always formed the largest share of incremental household assets (savings); it increased further from 36.4% in FY05 to 54.9% in FY09. Other asset classes, such as life insurance and shares and debentures, too gained prominence replacing the earlier-dominant provident and pension funds. However, in FY09, following the global financial crisis and increased risk aversion, shares and debentures as asset classes saw a sharp decline, leading to further increase in the share of bank deposits.

Share of various financial assets as % of incremental household assets (savings)



Source: RBI and D&amp;B Research

### PERFORMANCE OF SCBs

Total bank credit attributable to SCBs stood at ₹ 27,755.51 billion in FY09, as against ₹ 23,619.14 billion in the previous year, a growth of 17.5% y-o-y; 72.7% of this was held by the public sector banks (PSBs), 49.8% by nationalized banks, and 22.9% by SBI and associates. Although RRBs formed 51.8% by number, credit disbursement stood at only 2.3% of the total by SCBs. SLR Investments of banks grew from ₹ 9,586.63 billion in FY08 to ₹ 11,557.87 billion in FY09, a growth of 20.6%; PSBs formed the largest share (72.4%) in FY09, while private and foreign banks accounted for 17.7% and 7.5% respectively.

Business of scheduled banks in India

FY09 (in ₹ Billion)	SBI and Associates	Nationalised Banks	RRBs	Private Banks	Foreign Banks	All Banks
I. Liabilities to the banking system	149	430.9	9.1	133.5	278.7	1001.1
II. Liabilities to others in India	10436.1	20490.2	1167.3	7748.8	2713.3	42555.7
III. Assets with the banking system	202.1	217.7	320.4	123	362.5	1225.7
IV. Cash in hand	46.4	75	12.3	63	6.2	202.8
V. Investment in India	3047.4	5323.8	271.2	2043.7	871.9	11557.9
VI. Bank Credit	6355.8	13831.3	640.1	5234.9	1693.3	27755.5

FY08 (in ₹ Billion)	SBI and Associates	Nationalised Banks	RRBs	Private Banks	Foreign Banks	All Banks
I. Liabilities to the banking system	212.3	387.4	5.8	163.3	212.8	981.5
II. Liabilities to others in India	8296.8	17046.6	967.6	7243.6	2463.5	36018
III. Assets with the banking system	146.2	218	206	109	229.5	908.8
IV. Cash in hand	33.6	69.5	11	60.6	5.7	180.4
V. Investment in India	2155.1	4377.7	234.1	1939	880.8	9586.6
VI. Bank Credit	5340.6	11360.9	574.2	4714.8	1628.7	23619.1

Source: RBI and D&amp;B Research

RRBs (%)	CASA ratio	SLR Ratio	Credit/ Deposit	Cash/ Deposit
FY04	20.10	32.80	46.90	1.00
FY07	24.50	27.50	59.30	1.40
FY08	22.30	26.90	60.80	1.20
FY09	21.40	25.80	56.20	1.10

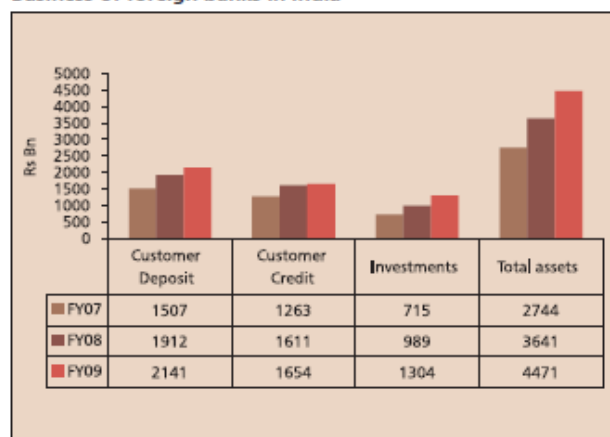
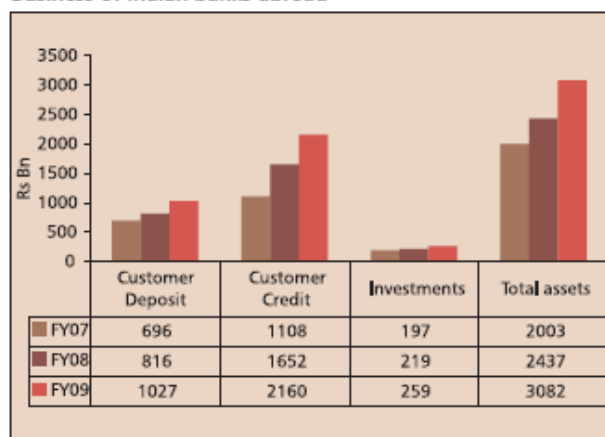
SCBs (%)	CASA ratio	SLR Ratio	Credit/ Deposit	Cash/ Deposit
FY04	15.00	43.50	55.90	5.10
FY07	16.50	29.70	73.90	7.50
FY08	16.40	30.00	73.90	8.60
FY09	13.60	30.10	72.40	6.70

SCBs	Credit	Total Investments	Investments in Government Securities	Aggregate Deposits
FY09				
As (%) Aggregate Deposits	72.4	30.4	30.1	NA
As (%) of GDP	52.2	21.9	21.7	72
FY08				
As (%) Aggregate Deposits	73.9	30.4	30	NA
As (%) of GDP	50	20.6	20.3	67.7
FY04				
As (%) Aggregate Deposits	55.9	45	43.5	NA
As (%) of GDP	30.5	24.6	23.8	54.6

Source: RBI and D&amp;B Research

**INTERNATIONAL TRADE**

The number of foreign banks operating in India stood at 31, with 293 branches, as of FY09, almost double the number of Indian banks operating abroad (14 banks with 138 branches); nevertheless, the total business of foreign banks was only 19% higher at ` 3,794.9 billion than that of the Indian banks operating abroad at ` 3,187.7 billion.

**Business of foreign banks in India****Business of Indian banks abroad**

Source: RBI and D&B Research

**CONCLUSION**

On the back of the improved the GDP forecast for the economy by the IMF at 9.4%, and a cautious 8.5% projection by the government, the Indian banking sector is expected to play pivotal role in supporting and being a part of the growth of the emerging Indian economy. The RBI in its policy statement has projected the M3 and non-food credit growth for the Indian bank in 2010- 11 to be 17% and 20% respectively. The money supply (M3) growth on a y-o-y basis stood at 15.3%, in July 2010, reflecting a slight slowdown in the growth in bank deposits. Time deposits decelerated mainly because of withdrawal of deposits by public sector undertakings and mutual funds. On the other hand, y-o-y non-food credit growth accelerated from 17.1% in March 2010 to 22.3 % as on July 2, 2010, (higher than the indicative trajectory of 20% set out in the April 2010 by RBI in their Monetary Policy Statement). This was a reflection of the combined impact of a pick-up in industrial activity and financing of the 3G and broadband wireless access (BWA) spectrum auctions. In order to finance higher credit growth in the face of declining deposit growth, banks unwound their investments in mutual funds and accessed the repo window of the Reserve Bank.

Continued efforts in the direction of maintaining the strong asset quality, transparency, capital adequacy and strong corporate governance will however be the key for the sector to emerge as one of the leading domestic banking systems in the world.

**REFERENCES**

- Allen, Franklin and Douglas Gale, 2000. *Comparing Financial Systems* (The MIT Press).
- Asian Policy Forum, 2000. Policy Recommendations for Preventing Another Capital Account Crisis.
- Annual Publications, Reserve Bank of India.

## **REQUEST FOR FEEDBACK**

**Dear Readers**

At the very outset, International Journal of Research in Commerce, IT and Management (IJRCM) acknowledges & appreciates your efforts in showing interest in our present issue under your kind perusal.

I would like to request you to supply your critical comments and suggestions about the material published in this issue as well as on the journal as a whole, on our E-mails i.e. **infoijrcm@gmail.com** or **info@ijrcm.org.in** for further improvements in the interest of research.

If you have any queries please feel free to contact us on our E-mail **infoijrcm@gmail.com**.

I am sure that your feedback and deliberations would make future issues better – a result of our joint effort.

Looking forward an appropriate consideration.

With sincere regards

Thanking you profoundly

**Academically yours**

Sd/-

**Co-ordinator**

## ABOUT THE JOURNAL

In this age of Commerce, Economics, Computer, I.T. & Management and cut throat competition, a group of intellectuals felt the need to have some platform, where young and budding managers and academicians could express their views and discuss the problems among their peers. This journal was conceived with this noble intention in view. This journal has been introduced to give an opportunity for expressing refined and innovative ideas in this field. It is our humble endeavour to provide a springboard to the upcoming specialists and give a chance to know about the latest in the sphere of research and knowledge. We have taken a small step and we hope that with the active co-operation of like-minded scholars, we shall be able to serve the society with our humble efforts.

### *Our Other Journals*

